M SERIES



SELECTION

Choose the model that best matches room conditions.

SELECT SERIES

A multiple series line-up to choose from, each with various outstanding features. In addition to inverter-equipped models, constant-speed, floor-standing and cassette models can be selected. Choose the best series to match usage needs.

Wall-mounted Units

MSZ-L SERIES R32 R410A *2

25/35/50 SEER A+++ 25/35 SCOP A+++ 25/35 MXZ connection

MSZ-A SERIES R32 R410A *1

MSZ-AP60/71VG

MSZ-AP25-50VG

MSZ-AP15/20VG

20/25/35 SEER A+++ 25-60 SCOP A++ MXZ connection

MSZ-E SERIES R32 R410A *1

25/35 SEER A+++ 25/35 SCOP A++ MXZ connection

MSZ-BT SERIES R32

25/35 SEER A++ SCOP A++ MXZ connection

MSZ-HR SERIES R32 MSZ-HR60/71VF(K)

MSZ-HR25-50VF(K)

SEER A++ SCOP A+ MXZ connection

MSZ-DW SERIES R32

SEER A++ SCOP A+ MXZ connection

MSY-TP SERIES R32

35 SEER A+++

MSZ-F SERIES R410A

25/35 SEER A+++ 25/35 SCOP A+++ MXZ connection

MSZ-S SERIES R410A

MSZ-SF25-50VE

MSZ-SF15/20VA

SEER A++ SCOP A+ MXZ connection

MSZ-G SERIES R410A

SEER A++ SCOP A+ MXZ connection

MSZ-W SERIES R410A

SEER A++ SCOP A+

MSZ-D SERIES R410A

SEER A+ SCOP A+ MXZ connection

MSZ-H SERIES R410A MSZ-HJ60/71

MSZ-HJ25/35/50

50/60/71 SEER A 50/60/71 SCOP A MXZ connection

Floor-standing

MFZ SERIES R32

SEER A++ SCOP A+ MXZ connection

Cassette Units

MLZ SERIES R32

MXZ connection

SEER A SCOP A Energy Rank

MXZ connection Compatible for connection to MXZ Series system

R32 R32 Refrigerant

R410A R410A Refrigerant

*1 R410A is for MXZ and PUMY connection.
*2 R410A is for PUMY connection.

SELECT OUTDOOR UNIT

Some outdoor units in the line-up have heaters for use in cold regions. Units with an "H" in the model name are equipped with heaters.

Heater Installed

MUZ-AP25/35/42/50VGH
MUZ-EF25/35VGH
MUZ-SF25/35/42/50VEH

MUZ-LN25/35VG

Hyper Heating

MUZ-LN25/35/50VGHZ
MUZ-FH25/35/50VEHZ
MUFZ-KW25/35/50/60VGHZ

MUZ-LN50VG

Selecting a Heater-equipped Model

In regions with the following conditions, there is a possibility that water resulting from condensation on the outdoor unit when operating in the heating mode will freeze and not drain from the base.

1) Cold outdoor temperatures (temperature does not rise above 0°C all day)
2) Areas where dew forms easily (in the mountains, valleys(surrounded by mountains), near a forest, near unfrozen lakes, ponds, rivers or hot springs), or areas with snowfall.

To prevent water from freezing in the base, it is recommended that a unit with a built-in heater be purchased. Please ask your dealer representative about the best model for you.

MSZ-LN18/25/35/50/60VG2

R32
Single / MXZ, PUMY

R410A
PUMY

GOOD DESIGN AWARD 2016
BEST 100

MSZ-L SERIES

Developed to complement modern interior room décor, the LN Series is available in four colours specially chosen to blend in naturally wherever installed. Not only the sophisticated design, but also the optimum energy efficiency and operational comfort add even more value to this series.

Luminous and Luxurious Design

Natural White, Pearl White, Ruby Red, and Onyx Black. LN Series indoor units are available in four colours to match various lifestyles. The appearance of the indoor unit differs depending on the lighting in the room, attracting the attention of everyone that enters the room.



Master craftsmanship painting technology has resulted in a refined design, giving the finish deep colour and a premium quality feel.

Pearl White blends in with any interior.

Ruby Red gives an accent to the room, affording timeless elegance to sophisticated interiors.



Onyx Black matches darker interiors, creating a comfortable environment.

LED Backlight Remote Controller

Not only the indoor units, but the wireless remote controllers come in four colours as well. Each remote controller matches the indoor unit. Even the textures are the same.

The setting can be easily checked in the dark thanks to LED backlight.

Pearl White | Ruby Red | Onyx Black | Natural White

High Energy Efficiency

Optimum cooling/heating performance is another feature for the LN series. Models from capacities 25 to 50 have achieved the "Rank A^{+++}" for SEER, and models for capacities 25 and 35 have achieved the "Rank A^{+++}" for SCOP as well.

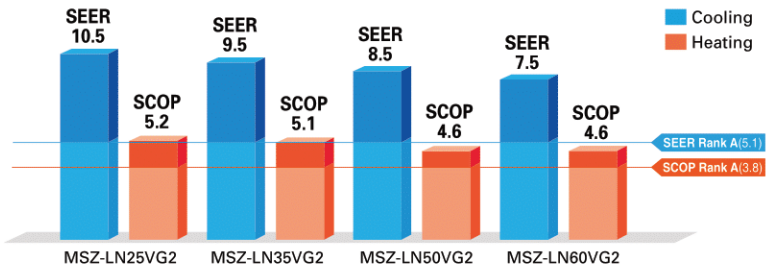

3D i-see Sensor

The LN Series is equipped with 3D i-see Sensor, an infrared-ray sensor that measures the temperature at distant positions. While moving to the left and right, eight vertically arranged sensor elements analyze the room temperature in three dimensions. This detailed analysis makes it possible to judge where people are in the room, thus allowing creation of features such as "Indirect airflow," to avoid airflow hitting people directly, and "direct airflow" to deliver airflow to where people are.

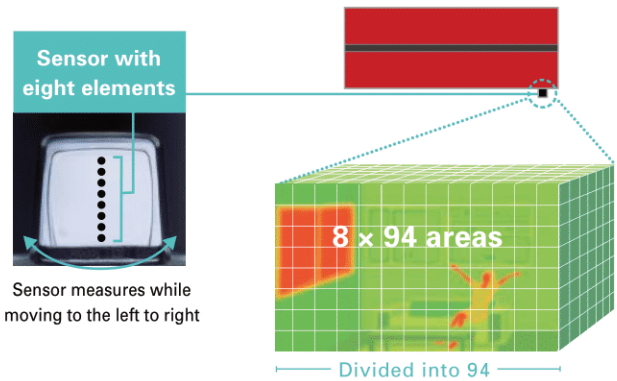

Sensor measures while moving to the left to right

(Image)

Indirect Airflow

The indirect airflow setting can be used when the flow of air feels too strong or direct. For example, it can be used during cooling to avert airflow and prevent body temperature from becoming excessively cooled.

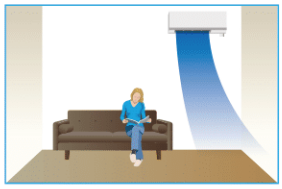

Direct Airflow

This setting can be used to directly target airflow at people such as for immediate comfort when coming indoors on a hot (cold) day.

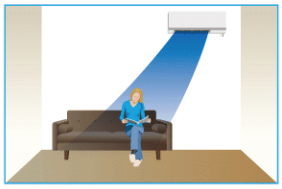

Even Airflow *LN Series only

Normal swing mode

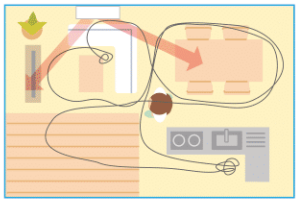

The airflow is distributed equally throughout the room, even to spaces where there is no human movement.

Even airflow mode

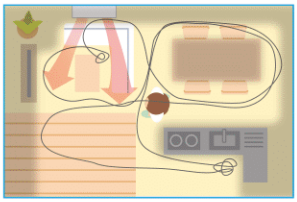

The 3D i-see sensor memorizes human movement and furniture positions, and efficiently distributes airflow.

No occupancy energy-saving mode

The sensors detect whether there are people in the room. When no-one is in the room, the unit automatically switches to energy-saving mode.

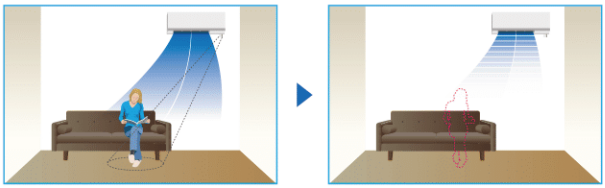

The "3D i-see Sensor" detects people's absence and the power consumption is automatically reduced approximately 10% after 10 minutes and 20% after 60 minutes.

No occupany Auto-OFF mode *LN Series only

The sensors detect whether or not there are people in the room. When there is no one in the room, the unit turns off automatically.

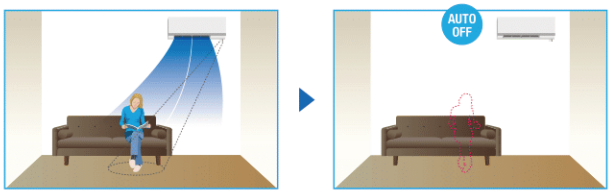

Circulator Operation

(MSZ-LN18/25/35/50/60VG-SC Scandinavian model)

In case the indoor temperature reaches the setting temperature, the outdoor unit stops and the indoor unit starts FAN operation to circulate the indoor air.
The outdoor unit starts operation automatically when the indoor temperature drops below the setting temperature.

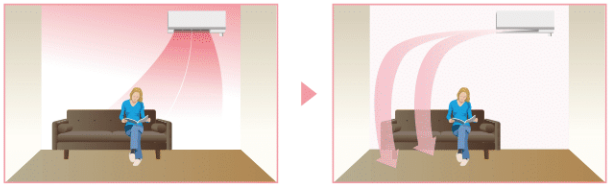

If the heating operation is continued, the warm air is formed around ceiling.

This operating can help to circulate and rense warm air.

Plasma Quad Plus

Plasma Quad Plus is a plasma-based filter system that effectively removes six kinds of air pollutants. Plasma Quad Plus captures mold and allergens more effectively than Plasma Quad. It can also capture PM2.5 and particles smaller than 2.5μm, creating healthy living spaces for all.

Bacteria

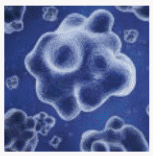

Test results have confirmed that Plasma Quad Plus neutralizes 99% of bacteria in 162 minutes in a 25m^3 test space.

<Test No.> KRCES-Bio. Test Report No. 2016-0118

Viruses

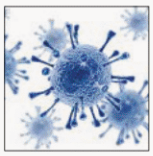

Test results have confirmed that Plasma Quad Plus neutralizes 99% of virus particles in 72 minutes in a 25m^3 test space.

<Test No.> vrc.center, SMC No. 28-002

Molds

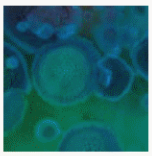

Test results have confirmed that Plasma Quad Plus neutralizes 99% of mold in 135 minutes in a 25m^3 test space.

<Test No.> Japan Food Research Laboratories Test Report No. 16069353001-0201

Allergens

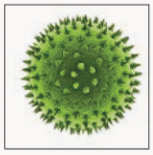

In a test, air containing cat fur and pollen was passed through the air cleaning device at the low airflow setting. Before and after measurements confirm that Plasma Quad Plus neutralizes 98% of cat fur and pollen.

<Test No.> ITEA Report No. T1606028

PM2.5

Test results have confirmed that Plasma Quad Plus removes 99% of PM2.5 in 145 minutes in a 28m^3 test space.

<In-company investigation>

Dust



Test results have confirmed that Plasma Quad Plus removes 99.7% of dust and mites.

<Test No.> ITEA Report No. T1606028

Model	Name	Method	Bacteria	Viruses	Molds	Allergens	Dust	PM2.5*
FH Series	Plasma Quad	One-Stage Plasma	A	A	B	B	C	
LN Series	Plasma Quad Plus	Two-Stage Plasma	A	A	A	A	A	A

A: Highly effective
B: Effective
C: Partially effective

*PM2.5:
Particles smaller than 2.5μm

Image of Plasma Quad Plus

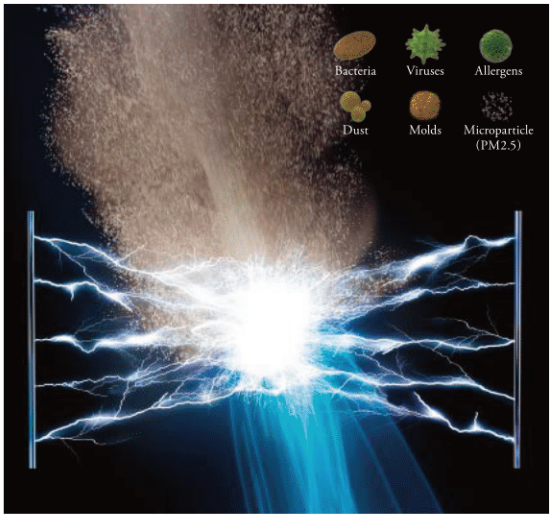

Principle of Plasma Quad Plus

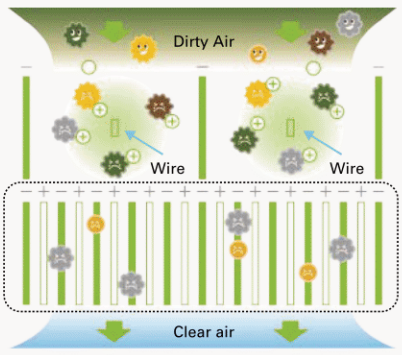

Dust, PM2.5
Viruses
Bacteria
Mold
Allergens

1st stage

- Make plasma.
- Break mold and allergens. Inhibit viruses.
- Dust and PM2.5 given an electrical charge (+).

2nd stage

- Make a strong electrical field.
- The charged dust and PM2.5 (+) are absorbed in the strong electrical field (–).

Dual Barrier Coating

A two-barrier coating prevents dust and greasy dirt from getting into the air conditioner.



SIAA *1
Anti Fungus
JP0512075X0001C
(Fan, Air duct)

State-of-the-art coating technology

Dirt is generally classified into two groups: hydrophilic dirt such as fiber dust and sand dust, and hydrophobic dirt such as oil and cigarette smoke. Mitsubishi Electric's dual barrier coating works as a two-barrier coating with blended "fluorine particles" that prevent hydrophilic dirt penetration and "hydrophilic particles" that prevent hydrophobic dirt from getting into the air conditioner. This dual coating on the inner surface keeps the air conditioner clean year-round.



Comparison of dirt on heat exchanger, fan and air duct (in-house comparison)



The inside of the indoor unit gets dirty after many years of usage.



Consequences when the inside of the indoor unit is left dirty.

- Deterioration in energy efficiency.
- Musty smell from the unit.

*1 Verified by SIAA test method (JIS Z 2911) with No. JP0501014A0002O on SIAA antifungal agent positive list. Antifungal effect depends on the working environment. Fungicides comply with the SIAA safety criteria.
What is SIAA? *https://www.kohkin.net/en_index/en_siaa.html*

Double Flap

The vanes create various airflows to make each person in the room comfortable. Not only the horizontal vanes, but also the vertical vanes move independently, eliminating hot spots or cold spots throughout the room.

Night Mode

When Night Mode is activated using the wireless remote controller, air conditioner operation will switch to the following settings.

- The brightness of the operation indicator lamp will become dimmer.
- The beeping sound will be disabled.
- The outdoor operating noise will drop to 3dB lower than the rated operating noise specification.

*The cooling/heating capacity may drop.

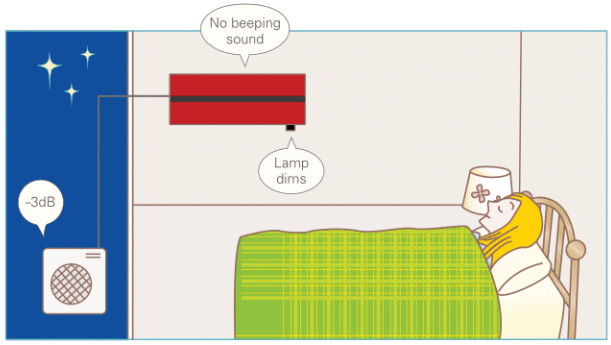

10°C Heating

During heating operation, the temperature can be set in 1°C increments down to 10°C.
This function can also be used with the Weekly Timer setting.

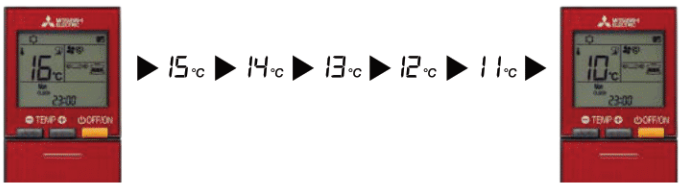

Quiet Operation

The indoor unit noise level is as low as 19dB for LN25/35 models, offering a peaceful inside environment.

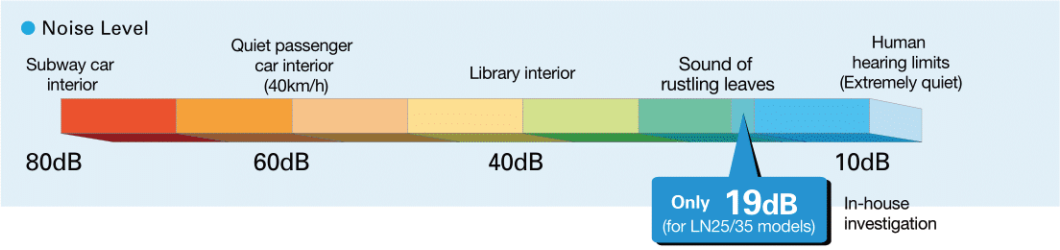

Built-in Wi-Fi Interface

The indoor unit is equipped with a Wi-Fi Interface inside an exclusive pocket in the unit.
This eliminates the need to install a Wi-Fi interface, and also contributes to the beautiful appearance since the interface is hidden.



MSZ-L SERIES

DC Inverter | Joint Lap | DC Fan Motor | PAM | Grooved Piping | 25 / 35 / 50 SEER A+++ | 25 / 35 SCOP A+++

Indoor Unit / Remote Controller

PUMY

R32 R410A

GOOD DESIGN AWARD 2016
BEST 100

<Pearl White>

MSZ-LN18/25/35/50/60VG2V

<Ruby Red>

MSZ-LN18/25/35/50/60VG2R

<Natural White>

MSZ-LN18/25/35/50/60VG2W

<Onyx Black>

MSZ-LN18/25/35/50/60VG2B

Outdoor Unit

R32

MUZ-LN25/35VG2

MUZ-LN50VG2

MUZ-LN60VG

3D i-see Sensor | AREA | HUMAN | Econo Cool | AUTO VANE | Plasma Quad Plus | V Blocking Filter (Optional) | Dual Barrier Coating | Deodorising Filter | Double Vane | SWING | SWING | AUTO | Weekly Timer | i save

ACO | Auto Restart | Low Temp Cooling | (Optional) | Group Control (Optional) | M-NET connection (Optional) | Wi-Fi Interface | MXZ connection (18 / 25 / 35 / 50) | 10°C | (Indoor) | Night | Back Light Remote | Cleaning-free pipe route | Flare connection | Self Diagnosis | Failure Recall

Type				Inverter Heat Pump				
Indoor Unit				MSZ-LN18VG2	MSZ-LN25VG2	MSZ-LN35VG2	MSZ-LN50VG2	MSZ-LN60VG2
Outdoor Unit				for MXZ connection	MUZ-LN25VG2	MUZ-LN35VG2	MUZ-LN50VG2	MUZ-LN60VG
Refrigerant				Single: R32(*1) / Multi: R410A or R32(*1)				
Power Supply	Source			Outdoor Power Supply				
	Outdoor (V / Phase / Hz)			230 / Single / 50				
Cooling	Design load		kW	–	2.5	3.5	5.0	6.1
	Annual electricity consumption (*2)		kWh/a	–	83	129	205	285
	SEER (*4)			–	10.5	9.5	8.5	7.5
		Energy efficiency class		–	A+++	A+++	A+++	A++
	Capacity	Rated	kW	–	2.5	3.5	5.0	6.1
		Min-Max	kW	–	1.0 - 3.5	0.8 - 4.0	1.0 - 6.0	1.4 - 6.9
	Total Input	Rated	kW	–	0.485	0.820	1.380	1.790
Heating (Average Season)(*5)	Design load		kW	–	3.0 (-10°C)	3.6 (-10°C)	4.5 (-10°C)	6.0 (-10°C)
	Declared Capacity	at reference design temperature	kW	–	3.0 (-10°C)	3.6 (-10°C)	4.5 (-10°C)	6.0 (-10°C)
		at bivalent temperature	kW	–	3.0 (-10°C)	3.6 (-10°C)	4.5 (-10°C)	6.0 (-10°C)
		at operation limit temperature	kW	–	2.5 (-15°C)	3.2 (-15°C)	4.2 (-15°C)	6.0 (-15°C)
	Back up heating capacity		kW	–	0.0 (-10°C)	0.0 (-10°C)	0.0 (-10°C)	0.0 (-10°C)
	Annual electricity consumption (*2)		kWh/a	–	807	987	1369	1826
	SCOP (*4)			–	5.2	5.1	4.6	4.6
		Energy efficiency class		–	A+++	A+++	A++	A++
	Capacity	Rated	kW	–	3.2	4.0	6.0	6.8
		Min-Max	kW	–	0.7 - 5.4	0.9 - 6.3	1.0 - 8.2	1.8 - 9.3
	Total Input	Rated	kW	–	0.600	0.820	1.480	1.810
Operating Current (Max)			A	–	7.1	9.9	13.9	15.2
Indoor Unit	Input	Rated	kW	0.027	0.027	0.027	0.034	0.040
	Operating Current(Max)		A	0.3	0.3	0.3	0.4	0.4
	Dimensions	H*W*D	mm	307-890-233	307-890-233	307-890-233	307-890-233	307-890-233
	Weight		kg	14.5 (W) 15.5 (V, R, B)	14.5 (W) 15.5 (V, R, B)	14.5 (W) 15.5 (V, R, B)	15 (W) 16 (V, R, B)	15 (W) 16 (V, R, B)
	Air Volume (SLo-Lo-Mid-Hi-SHi(*3))	Cooling	m^3/min	4.7 - 5.9 - 7.1 - 9.2 - 12.4	4.7 - 5.9 - 7.1 - 9.2 - 12.4	4.7 - 5.9 - 7.1 - 9.2 - 13.0	5.7 - 7.6 - 8.8 - 10.6 - 13.9	7.1 - 8.8 - 10.6 - 12.7 - 15.7
		Heating	m^3/min	4.5 - 6.6 - 7.5 - 11.0 - 13.9	4.5 - 6.6 - 7.5 - 11.0 - 13.9	4.5 - 6.6 - 7.5 - 11.0 - 13.9	5.4 - 6.4 - 8.5 - 10.7 - 15.7	6.6 - 9.5 - 11.5 - 13.6 - 15.7
	Sound Level (SPL) (SLo-Lo-Mid-Hi-SHi(*3))	Cooling	dB(A)	19 - 23 - 29 - 36 - 42	19 - 23 - 29 - 36 - 42	19 - 24 - 29 - 36 - 43	27 - 31 - 35 - 39 - 46	29 - 37 - 41 - 45 - 49
		Heating	dB(A)	19 - 24 - 29 - 38 - 45	19 - 24 - 29 - 38 - 45	19 - 24 - 29 - 38 - 45	25 - 29 - 34 - 39 - 47	29 - 37 - 41 - 45 - 49
	Sound Level (PWL)	Cooling	dB(A)	58	58	59	60	65
Outdoor Unit	Dimensions	H*W*D	mm	–	550-800-285	550-800-285	714-800-285	880-840-330
	Weight		kg	–	33	34	40	55
	Air Volume	Cooling	m^3/min	–	34.3	34.3	40.0	50.1
		Heating	m^3/min	–	32.7	32.7	40.5	51.3
	Sound Level (SPL)	Cooling	dB(A)	–	46	49	51	55
		Heating	dB(A)	–	49	50	54	55
	Sound Level (PWL)	Cooling	dB(A)	–	60	61	64	65
	Operating Current (Max)		A	–	6.8	9.6	13.5	14.8
	Breaker Size		A	–	10	10	16	16
Ext. Piping	Diameter	Liquid/Gas	mm	–	6.35/9.52	6.35/9.52	6.35/9.52	6.35/12.7
	Max.Length	Out-In	m	–	20	20	30	30
	Max.Height	Out-In	m	–	12	12	12	15
Guaranteed Operating Range (Outdoor)		Cooling	℃	–	-10 ~ +46	-10 ~ +46	-10 ~ +46	-10 ~ +46
		Heating	℃	–	-15 ~ +24	-15 ~ +24	-15 ~ +24	-15 ~ +24

(*1) Refrigerant leakage contributes to climate change. Refrigerant with lower global warming potential (GWP) would contribute less to global warming than a refrigerant with higher GWP, if leaked to the atmosphere. This appliance contains a refrigerant fluid with a GWP equal to 550. This means that if 1 kg of this refrigerant fluid would be leaked to the atmosphere, the impact on global warming would be 550 times higher than 1 kg of CO_2, over a period of 100 years. Never try to interfere with the refrigerant circuit yourself or disassemble the product yourself and always ask a professional.
The GWP of R32 is 675 in the IPCC 4th Assessment Report.
(*2) Energy consumption based on standard test results. Actual energy consumption will depend on how the appliance is used and where it is located.
(*3) SHi: Super High
(*4) SEER, SCOP and other related description are based on COMMISSION DELEGATED REGULATION (EU) No.626/2011. The temperature conditions for calculating SCOP are based on "Average Season".
(*5) Please see page 53-55 for heating (warmer season) specifications.

MSZ-A SERIES

Introducing a compact and stylish indoor unit with various capacity, designed to match number of rooms. High performance indoor and outdoor units enabled to achieve "Rank A^{+++}" for SEER. *MSZ-AP20/25/35VG

R32 Single / Multi

R410A Multi

MSZ-AP15/20VG

MSZ-AP25/35/42/50VG

MSZ-AP60/71VG

GOOD DESIGN AWARD 2017

reddot award 2018 winner

High energy saving

20/25/35 SEER A^{+++} 25-60 SCOP A^{++}

The classes from the low-capacity 25 to the high-capacity 60, have achieved either the "Rank A^{+++}" or "Rank A^{++}" for SEER and SCOP as energy-savings rating. Our air conditioners are contributing to reduce energy consumption in a wide range.

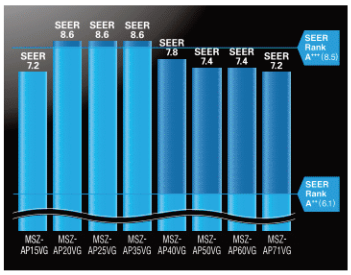

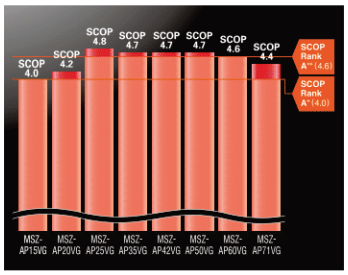

Compact and stylish

All the classes are introduced as single-split and multi-systems. From small rooms to living rooms, it is possible to coordinate residences with a unified design.

■Living

■Study



■Bedroom



Evolved comfortable convenience function

Horizontal Airflow



The new airflow control which spreads across the ceiling eliminates the uncomfortable drafty feeling.

Auto Vane Control

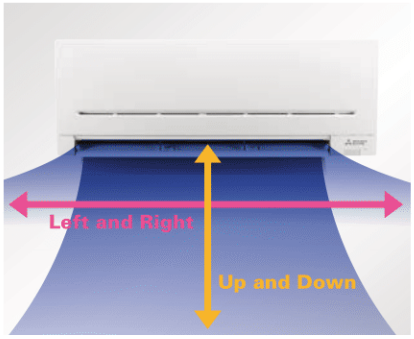

Auto vanes can be moved left and right, and up and down using the remote controller.

The Function

High performance and compact size are realised by refining all parts



Comfort

Vertical and Horizontal Vane

New vertical and horizontal vanes are double the size of the previous model, improving airflow control elaborately.

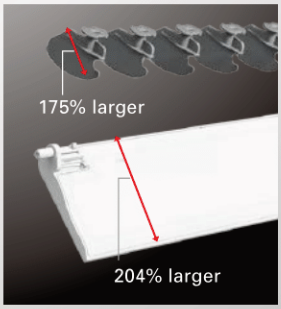

High Performance

Line Flow Fan

New line flow Fan is 122% larger and 108% wider than the previous model, leading to higher aerodynamic performance. Also, same sound level as the previous model.

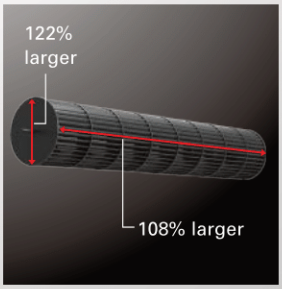

High Performance

Heat Exchanger

New ø5 Heat exchanger enables to realise 32% thinner depth than the previous model. It realises low pressure loss leading to high performance.

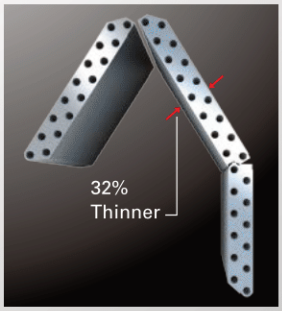

"Weekly Timer"

Easily set desired temperatures and operation start/stop times to match lifestyle patterns. Reduce wasted energy consumption by using the timer to prevent forgetting to turn off the unit and eliminate temperature setting adjustments.

■ Example Operation Pattern (Winter/Heating mode)

	Mon.	Tues.	Wed.	Thurs.	Fri.	Sat.	Sun.
6:00	ON 20°C	ON 20°C	ON 20°C	ON 20°C	ON 20°C	ON 20°C	ON 20°C
8:00	Automatically changes to high-power operation at wake-up time						
10:00	OFF	OFF	OFF	OFF	OFF	ON 18°C	ON 18°C
12:00	Automatically turned off during work hours					Midday is warmer, so the temperature is set lower	
14:00							
16:00							
18:00	ON 20°C	ON 20°C	ON 20°C	ON 20°C	ON 20°C	ON 20°C	ON 20°C
20:00	Automatically turns on, synchronized with arrival at home					Automatically raises temperature setting to match time when outside-air temperature is low	
22:00							
(during sleeping hours)	ON 18°C	ON 18°C	ON 18°C	ON 18°C	ON 18°C	ON 18°C	ON 18°C
	Automatically lowers temperature at bedtime for energy-saving operation at night						

Settings **Pattern Settings:** Input up to four settings for each day
Settings: •Start/Stop operation •Temperature setting ✻The operation mode cannot be set.

■ Easy set-up using dedicated buttons

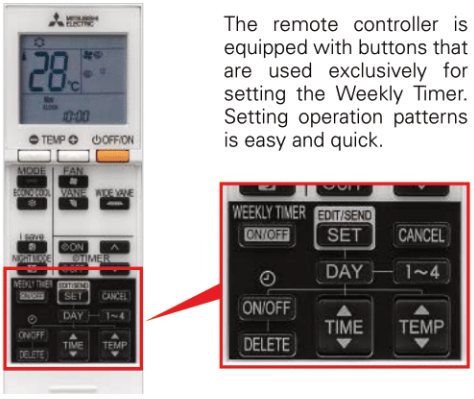

The remote controller is equipped with buttons that are used exclusively for setting the Weekly Timer. Setting operation patterns is easy and quick.

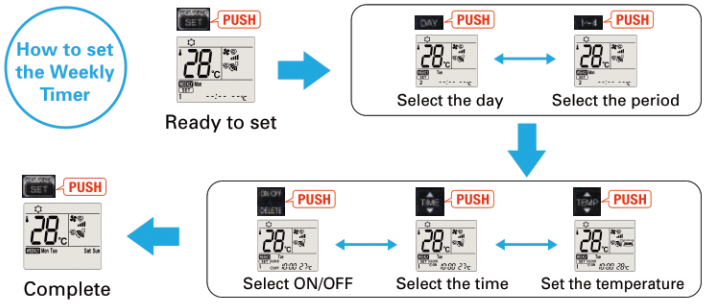

- Start by pushing the "SET" button and follow the instructions to set the desired patterns. Once all of the desired patterns are input, point the top end of the remote controller at the indoor unit and push the "SET" button one more time. (Push the "SET" button only after inputting all of the desired patterns into the remote controller memory. Pushing the "CANCEL" button will end the set-up process without sending the operation patterns to the indoor unit).
- It takes a few seconds to transmit the Weekly Timer operation patterns to the indoor unit. Please continue to point the remote controller at the indoor unit until all data has been sent.
- When "Weekly Timer" is set, temperature can not be set 10°C. (only for 15/20 models)

Low Standby Power

Electrical devices consume standby power even when they are not in actual use. While we obviously strive to reduce power consumption during actual use, reducing this wasted power that cannot be seen is also very important.

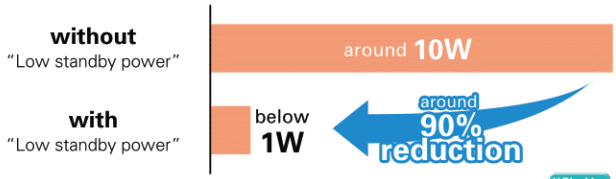

V Blocking Filter

V Blocking Filter with antiviral effect inhibits 99% of adhered virus, and other harmful substances, such as bacteria, mold and allergen. Two-layered filter with non-woven fabric and electrostatic filter can effectively capture and remove small particles from the air in your room.

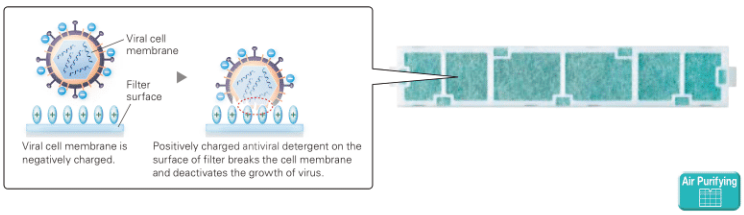

Air Purifying Filter

This filter generates stable antibacterial and deodorising effects. The size of the three-dimensional surface has been increased as well, enlarging the filter capture area. These features give the Air Purifying Filter better dust collection performance than conventional filters. The superior air-cleaning effectiveness raises room comfort yet another level.



✻ It is okay to wash the filter with water (air-cleaning effect is maintained)

3D surface (Waved surface)

“i save” Mode

“i save” is a simplified setting function that recalls the preferred (preset) temperature by pressing a single button on the remote controller. Press the same button twice in repetition to immediately return to the previous temperature setting. Using this function contributes to comfortable, waste-free operation, realising the most suitable air conditioning settings and saving on power consumption when, for example, leaving the room or going to bed.

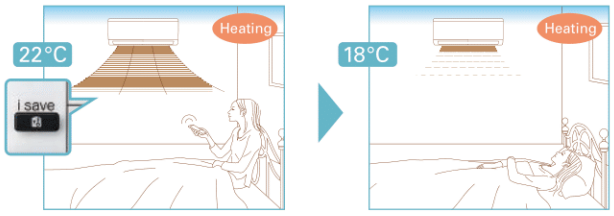

✻ Temperature can be preset to 10°C when heating in the “i-save” mode.

Outdoor Units for Cold Region

(MSZ-AP25/35/42/50)

Single split-type outdoor units are available in both standard and heater-equipped units. An electric heater is installed in each unit to prevent freezing in cold outdoor environments.

Night Mode

(MSZ-AP20/25/35/42/50/60/71)

When Night Mode is activated using the wireless remote controller, air conditioner operation will switch to the following settings.

- The brightness of the operation indicator lamp will become dimmer.
- The beeping sound will be disabled.
- The outdoor operating noise will drop to 3dB lower than the rated operating noise specification.

*The cooling/heating capacity may drop.

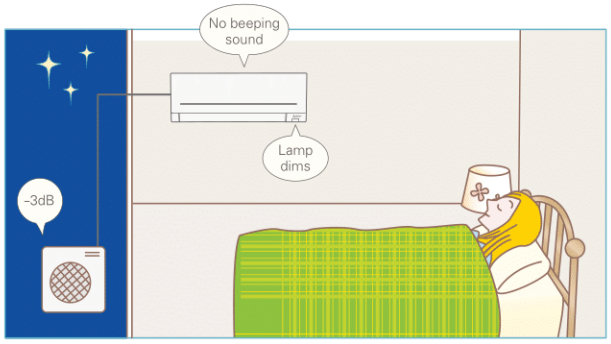

Quiet Operation

The indoor unit noise level is as low as 19dB for AP Series, offering a peaceful inside environment.

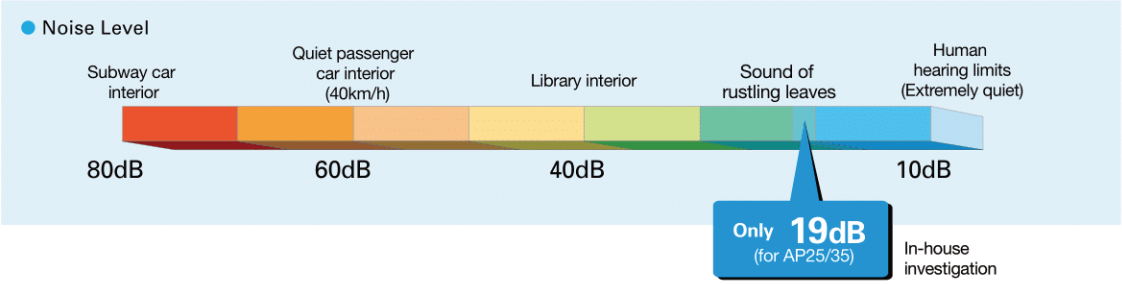

Built-in Wi-Fi Interface

(MSZ-AP15/20/25/35/42/50/60/71VGK)

The indoor unit is equipped with a Wi-Fi Interface inside an exclusive pocket in the unit.
This eliminates the need to install a Wi-Fi interface, and also contributes to the beautiful appearance since the interface is hidden.

LED Backlight Remote Controller

Blacklight function incorporated, making screen easy to read in the dark. Even in dimly lit rooms, the screen can be seen clearly for trouble-free remote controller operation.

MSZ-A SERIES

Indoor Unit R32 R410A

MSZ-AP15/20VG(K)

reddot award 2018
winner

Outdoor Unit R32

MUZ-AP15VG

MUZ-AP20VG

Remote Controller

Econo Cool | Natural White | AUTO VANE | V Blocking Filter | Air Purifying | SWING | AUTO | Weekly Timer | i save | ACO | Auto Restart | Group Control (Optional) | M-NET connection (Optional) | Wi-Fi Interface (VGK model)

MXZ connection | Back Light Remote | Flare connection | Self Diagnosis | Failure Recall

Type				Inverter Heat Pump					
Indoor Unit				MSZ-AP15VG(K)	MSZ-AP20VG(K)	MSZ-AP25VG(K)	MSZ-AP25VG(K)	MSZ-AP35VG(K)	MSZ-AP35VG(K)
Outdoor Unit				MUZ-AP15VG	MUZ-AP20VG	MUZ-AP25VG	MUZ-AP25VGH	MUZ-AP35VG	MUZ-AP35VGH
Refrigerant				Single: R32(*1) / Multi: R410A or R32(*1)					
Power Supply	Source			Outdoor Power supply					
	Outdoor (V / Phase / Hz)			230 / Single / 50					
Cooling	Design load		kW	1.5	2.0	2.5	2.5	3.5	3.5
	Annual electricity consumption (*2)		kWh/a	72	81	101	101	142	142
	SEER (*4)			7.2	8.6	8.6	8.6	8.6	8.6
		Energy efficiency class		A++	A+++	A+++	A+++	A+++	A+++
	Capacity	Rated	kW	1.5	2.0	2.5	2.5	3.5	3.5
		Min-Max	kW	0.5-2.2	0.6-2.7	0.9-3.4	0.9-3.4	1.1-3.8	1.1-3.8
	Total Input	Rated	kW	0.370	0.460	0.600	0.600	0.990	0.990
Heating (Average Season)(*5)	Design load		kW	1.6 (-10°C)	2.3 (-10°C)	2.4 (-10°C)	2.4 (-10°C)	2.9 (-10°C)	2.9 (-10°C)
	Declared Capacity	at reference design temperature	kW	1.6 (-10°C)	2.3 (-10°C)	2.4 (-10°C)	2.4 (-10°C)	2.9 (-10°C)	2.9 (-10°C)
		at bivalent temperature	kW	1.6 (-10°C)	2.3 (-10°C)	2.4 (-10°C)	2.4 (-10°C)	2.9 (-10°C)	2.9 (-10°C)
		at operation limit temperature	kW	1.6 (-15°C)	2.2 (-15°C)	2.4 (-15°C)	2.2 (-20°C)	2.6 (-15°C)	2.4 (-20°C)
	Back up heating capacity		kW	0.0 (-10°C)	0.0 (-10°C)	0.0 (-10°C)	0.0 (-10°C)	0.0 (-10°C)	0.0 (-10°C)
	Annual electricity consumption (*2)		kWh/a	559	766	698	703	862	873
	SCOP (*4)			4.0	4.2	4.8	4.7	4.7	4.6
		Energy efficiency class		A+	A+	A++	A++	A++	A++
	Capacity	Rated	kW	2.0	2.5	3.2	3.2	4.0	4.0
		Min-Max	kW	0.5-3.1	0.5-3.5	1.0-4.1	1.0-4.1	1.3-4.6	1.3-4.6
	Total Input	Rated	kW	0.500	0.600	0.780	0.780	1.030	1.030
Operating Current (Max)			A	5.5	7.0	7.1	7.1	8.5	8.5
Indoor Unit	Input	Rated	kW	0.017	0.019	0.026	0.026	0.026	0.026
	Operating Current (Max)		A	0.17	0.2	0.3	0.3	0.3	0.3
	Dimensions	H*W*D	mm	250-760-178	250-760-178	299-798-219	299-798-219	299-798-219	299-798-219
	Weight		kg	8.2	8.2	10.5	10.5	10.5	10.5
	Air Volume (SLo-Lo-Mid-Hi-SHi(*3))	Cooling	m^3/min	3.5 - 3.9 - 4.6 - 5.5 - 6.4	3.5 - 3.9 - 4.6 - 5.5 - 6.9	4.9 - 5.9 - 7.1 - 8.7 - 11.4	4.9 - 5.9 - 7.1 - 8.7 - 11.4	4.9 - 5.9 - 7.1 - 8.7 - 11.4	4.9 - 5.9 - 7.1 - 8.7 - 11.4
		Heating	m^3/min	3.7 - 4.4 - 5.0 - 6.0 - 6.8	3.7 - 4.4 - 5.0 - 6.0 - 7.3	4.9 - 5.9 - 7.3 - 8.9 - 12.9	4.9 - 5.9 - 7.3 - 8.9 - 12.9	4.9 - 5.9 - 7.3 - 8.9 - 12.9	4.9 - 5.9 - 7.3 - 8.9 - 12.9
	Sound Level (SPL) (SLo-Lo-Mid-Hi-SHi(*3))	Cooling	dB(A)	21 - 26 - 30 - 35 - 40	21 - 26 - 30 - 35 - 42	19 - 24 - 30 - 36 - 42	19 - 24 - 30 - 36 - 42	19 - 24 - 30 - 36 - 42	19 - 24 - 30 - 36 - 42
		Heating	dB(A)	21 - 26 - 30 - 35 - 40	21 - 26 - 30 - 35 - 42	19 - 24 - 34 - 39 - 45	19 - 24 - 34 - 39 - 45	19 - 24 - 31 - 38 - 45	19 - 24 - 31 - 38 - 45
	Sound Level (PWL)	Cooling	dB(A)	59	60	57	57	57	57
Outdoor Unit	Dimensions	H*W*D	mm	538-699-249	550-800-285	550-800-285	550-800-285	550-800-285	550-800-285
	Weight		kg	23	31	31	31	31	31
	Air Volume	Cooling	m^3/min	26	32.2	32.2	32.2	32.2	32.2
		Heating	m^3/min	21	29.8	29.8	29.8	33.8	33.8
	Sound Level (SPL)	Cooling	dB(A)	50	47	47	47	49	49
		Heating	dB(A)	50	48	48	48	50	50
	Sound Level (PWL)	Cooling	dB(A)	63	59	59	59	61	61
	Operating Current (Max)		A	5.3	6.8	6.8	6.8	8.2	8.2
	Breaker Size		A	10	10	10	10	10	10
Ext. Piping	Diameter	Liquid/Gas	mm	6.35 / 9.52	6.35 / 9.52	6.35 / 9.52	6.35 / 9.52	6.35 / 9.52	6.35 / 9.52
	Max.Length	Out-In	m	20	20	20	20	20	20
	Max.Height	Out-In	m	12	12	12	12	12	12
Guaranteed Operating Range (Outdoor)		Cooling	°C	-10 ~ +46	-10 ~ +46	-10 ~ +46	-10 ~ +46	-10 ~ +46	-10 ~ +46
		Heating	°C	-15 ~ +24	-15 ~ +24	-15 ~ +24	-20 ~ +24	-15 ~ +24	-20 ~ +24

(*1) Refrigerant leakage contributes to climate change. Refrigerant with lower global warming potential (GWP) would contribute less to global warming than a refrigerant with higher GWP, if leaked to the atmosphere. This appliance contains a refrigerant fluid with a GWP equal to 550. This means that if 1 kg of this refrigerant fluid would be leaked to the atmosphere, the impact on global warming would be 550 times higher than 1 kg of CO_2, over a period of 100 years. Never try to interfere with the refrigerant circuit yourself or disassemble the product yourself and always ask a professional.
The GWP of R32 is 675 in the IPCC 4th Assessment Report.
(*2) Energy consumption based on standard test results. Actual energy consumption will depend on how the appliance is used and where it is located.
(*3) SHi: Super High
(*4) SEER, SCOP and other related description are based on COMMISSION DELEGATED REGULATION (EU) No.626/2011. The temperature conditions for calculating SCOP are based on "Average Season".
(*5) Please see page 53-55 for heating (warmer season) specifications.

MSZ-A SERIES

Joint Lap · DC Fan Motor · PAM · Grooved Piping · SEER A+++ · SCOP A++

Indoor Unit R32 R410A

✻VGK model Wi-Fi Interface built-in.

MSZ-AP25/35/42/50VG(K)

GOOD DESIGN AWARD 2017

reddot award 2018 winner

MSZ-AP60/71VG(K)

Outdoor Unit R32

MUZ-AP25/35/42VG(H)

MUZ-AP50VG(H)/60VG

MUZ-AP71VG

Remote Controller

Econo Cool · Natural White · AUTO VANE · V Blocking Filter · Air Purifying · SWING · SWING · AUTO · WIDE&LONG (60/71) · Weekly Timer · i save · ACO · Auto Restart · Low Temp Cooling (Optional) · Group Control (Optional) · M-NET connection (Optional) · Wi-Fi Interface (VGK model) · MXZ connection · 10°C · Night · Back Light Remote · Cleaning-free pipe route · Flare connection · Self Diagnosis · Failure Recall

Type				Inverter Heat Pump					
Indoor Unit				MSZ-AP42VG(K)	MSZ-AP42VG(K)	MSZ-AP50VG(K)	MSZ-AP50VG(K)	MSZ-AP60VG(K)	MSZ-AP71VG(K)
Outdoor Unit				MUZ-AP42VG	MUZ-AP42VGH	MUZ-AP50VG	MUZ-AP50VGH	MUZ-AP60VG	MUZ-AP71VG
Refrigerant				Single: R32(*1) / Multi: R410A or R32(*1)				Single: R32(*1) / Multi: R32(*1)	
Power Supply	Source			Outdoor Power supply					
	Outdoor (V / Phase / Hz)			230 / Single / 50					
Cooling	Design load		kW	4.2	4.2	5.0	5.0	6.1	7.1
	Annual electricity consumption (*2)		kWh/a	188	188	236	236	288	345
	SEER (*4)			7.8	7.8	7.4	7.4	7.4	7.2
		Energy efficiency class		A++	A++	A++	A++	A++	A++
	Capacity	Rated	kW	4.2	4.2	5.0	5.0	6.1	7.1
		Min-Max	kW	0.9-4.5	0.9-4.5	1.4-5.4	1.4-5.4	1.4-7.3	2.0-8.7
	Total Input	Rated	kW	1.300	1.300	1.550	1.550	1.590	2.010
Heating (Average Season)(*5)	Design load		kW	3.8 (-10°C)	3.8 (-10°C)	4.2 (-10°C)	4.2 (-10°C)	4.6 (-10°C)	6.7 (-10°C)
	Declared Capacity	at reference design temperature	kW	3.8 (-10°C)	3.8 (-10°C)	4.2 (-10°C)	4.2 (-10°C)	4.6 (-10°C)	6.7 (-10°C)
		at bivalent temperature	kW	3.8 (-10°C)	3.8 (-10°C)	4.2 (-10°C)	4.2 (-10°C)	4.6 (-10°C)	6.7 (-10°C)
		at operation limit temperature	kW	4.2 (-15°C)	3.8 (-20°C)	4.7 (-15°C)	4.2 (-20°C)	3.7 (-15°C)	5.4 (-15°C)
	Back up heating capacity		kW	0.0 (-10°C)	0.0 (-10°C)	0.0 (-10°C)	0.0 (-10°C)	0.0 (-10°C)	0.0 (-10°C)
	Annual electricity consumption (*2)		kWh/a	1120	1134	1250	1275	1398	2132
	SCOP (*4)			4.7	4.6	4.7	4.6	4.6	4.4
		Energy efficiency class		A++	A++	A++	A++	A++	A+
	Capacity	Rated	kW	5.4	5.4	5.8	5.8	6.8	8.1
		Min-Max	kW	1.3-6.0	1.3-6.0	1.4-7.3	1.4-7.3	2.0-8.6	2.2-10.3
	Total Input	Rated	kW	1.490	1.490	1.600	1.600	1.670	2.120
Operating Current (Max)			A	9.9	9.9	13.6	13.6	14.1	16.4
Indoor Unit	Input	Rated	kW	0.032	0.032	0.032	0.032	0.049	0.045
	Operating Current (Max)		A	0.3	0.3	0.3	0.3	0.5	0.4
	Dimensions	H*W*D	mm	299-798-219	299-798-219	299-798-219	299-798-219	325-1100-257	325-1100-257
	Weight		kg	10.5	10.5	10.5	10.5	16.0	17.0
	Air Volume (SLo-Lo-Mid-Hi-SHi(*3))	Cooling	m^3/min	5.4 - 6.5 - 7.7 - 9.3 - 11.4	5.4 - 6.5 - 7.7 - 9.3 - 11.4	6.0 - 7.2 - 8.4 - 10.0 - 12.6	6.0 - 7.2 - 8.4 - 10.0 - 12.6	9.4 - 11.0 - 13.2 - 16.0 - 18.9	9.6 - 11.5 - 13.2 - 15.3 - 18.6
		Heating	m^3/min	5.3 - 6.1 - 7.7 - 9.4 - 14.0	5.3 - 6.1 - 7.7 - 9.4 - 14.0	5.6 - 6.5 - 8.2 - 10.0 - 14.0	5.6 - 6.5 - 8.2 - 10.0 - 14.0	10.8- 13.4 - 15.4 - 17.4 - 20.3	10.2- 11.5 - 13.2 - 15.3 - 19.2
	Sound Level (SPL) (SLo-Lo-Mid-Hi-SHi(*3))	Cooling	dB(A)	21 - 29 - 34 - 38 - 42	21 - 29 - 34 - 38 - 42	28 - 33 - 36 - 40 - 44	28 - 33 - 36 - 40 - 44	29 - 37 - 41 - 45 - 48	30 - 37 - 41 - 45 - 49
		Heating	dB(A)	21 - 29 - 35 - 40 - 45	21 - 29 - 35 - 40 - 45	28 - 33 - 38 - 43 - 48	28 - 33 - 38 - 43 - 48	30 - 37 - 41 - 45 - 48	30 - 37 - 41 - 45 - 51
	Sound Level (PWL)	Cooling	dB(A)	57	57	58	58	65	65
Outdoor Unit	Dimensions	H*W*D	mm	550-800-285	550-800-285	714-800-285	714-800-285	714-800-285	880-840-330
	Weight		kg	35	35	40	40	40	55
	Air Volume	Cooling	m^3/min	30.4	30.4	40.5	40.5	52.1	54.1
		Heating	m^3/min	32.7	32.7	40.5	40.5	52.1	47.9
	Sound Level (SPL)	Cooling	dB(A)	50	50	52	52	56	56
		Heating	dB(A)	51	51	52	52	57	55
	Sound Level (PWL)	Cooling	dB(A)	61	61	64	64	69	69
	Operating Current (Max)		A	9.6	9.6	13.3	13.3	13.6	16.0
	Breaker Size		A	10	10	16	16	16	20
Ext. Piping	Diameter	Liquid/Gas	mm	6.35 / 9.52	6.35 / 9.52	6.35 / 9.52	6.35 / 9.52	6.35 / 12.7	6.35 / 12.7
	Max.Length	Out-In	m	20	20	20	20	30	30
	Max.Height	Out-In	m	12	12	12	12	15	15
Guaranteed Operating Range (Outdoor)		Cooling	℃	-10 ~ +46	-10 ~ +46	-10 ~ +46	-10 ~ +46	-10 ~ +46	-10 ~ +46
		Heating	℃	-15 ~ +24	-20 ~ +24	-15 ~ +24	-20 ~ +24	-15 ~ +24	-15 ~ +24

(*1) Refrigerant leakage contributes to climate change. Refrigerant with lower global warming potential (GWP) would contribute less to global warming than a refrigerant with higher GWP, if leaked to the atmosphere. This appliance contains a refrigerant fluid with a GWP equal to 550. This means that if 1 kg of this refrigerant fluid would be leaked to the atmosphere, the impact on global warming would be 550 times higher than 1 kg of CO_2, over a period of 100 years. Never try to interfere with the refrigerant circuit yourself or disassemble the product yourself and always ask a professional.
The GWP of R32 is 675 in the IPCC 4th Assessment Report.
(*2) Energy consumption based on standard test results. Actual energy consumption will depend on how the appliance is used and where it is located.
(*3) SHi: Super High
(*4) SEER, SCOP and other related description are based on COMMISSION DELEGATED REGULATION (EU) No.626/2011. The temperature conditions for calculating SCOP are based on "Average Season".
(*5) Please see page 53-55 for heating (warmer season) specifications.

KIRIGAMINE 禅 ZEN

MSZ-E SERIES

R32 Single / Multi

R410A Multi

MSZ-EF18-50VGB

GOOD DESIGN AWARD 2015

reddot award 2015 winner

Developed to complement modern interior room décor, Kirigamine ZEN air conditioners are available in three colours specially chosen to blend in naturally wherever installed.

Stylish Line-up Matches Any Room Décor

The streamlined wall-mounted indoor units have eloquent silver-bevelled edges, expressing sophistication and quality. Combining impressively low power consumption and quiet yet powerful performance, these units provide a best-match scenario for diverse interior designs while simultaneously ensuring maximum room and energy savings.

Energy-efficient Operation

DC Inverter

25-35 SEER A+++

25-42* SCOP A++

*except for VEH

All models in the series have achieved high energy-savings rating, and are contributing to reduced energy consumption in homes, offices and a range of other settings. Offered in a variety of output capacities and installation patterns, the vast applicability promises an ideal match for any user.

Indoor \ Outdoor	Rank A for single connection	Compatibility					
	MUZ-EF25/35VG(H) MUZ-EF42/50VG	MXZ					
		2F33VF	2F42VF	2F53VF	3F54VF	3F68VF	4F72VF
MSZ-EF18VG	–	✓	✓	✓	✓	✓	✓
MSZ-EF22VG	–	✓	✓	✓	✓	✓	✓
MSZ-EF25VG	A+++/A++(A++*)	✓	✓	✓	✓	✓	✓
MSZ-EF35VG	A+++/A++(A+*)		✓	✓	✓	✓	✓
MSZ-EF42VG	A++/A++			✓	✓	✓	✓
MSZ-EF50VG	A++/A+			✓	✓	✓	✓

*VEH

Quiet Comfort All Day Long

Mitsubishi Electric's advanced "Silent Mode" fan speed setting provides super-quiet operation as low as 19dB for EF18/22/25 models for cooling. This unique feature makes the Kirigamine ZEN series ideal for use in any situation.

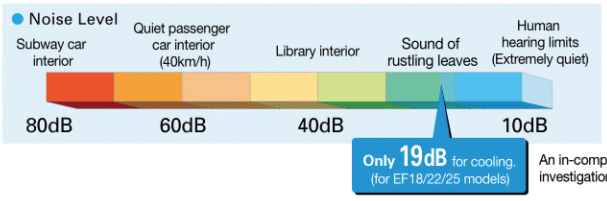

Superior Exterior and Operating Design Concept

The indoor unit of the Kirigamine ZEN keeps its amazingly thin form even during operation. The only physical change notable is the movement of the variable vent. As a result, a slim attractive look is maintained.

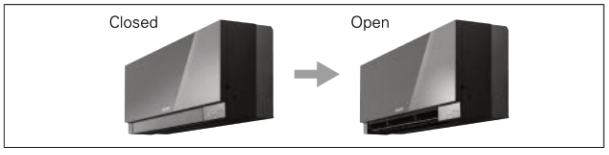

V Blocking Filter

V Blocking Filter with antiviral effect inhibits 99% of adhered virus, and other harmful substances, such as bacteria, mold and allergen.
Two-layered filter with non-woven fabric and electrostatic filter can effectively capture and remove small particles from the air in your room.

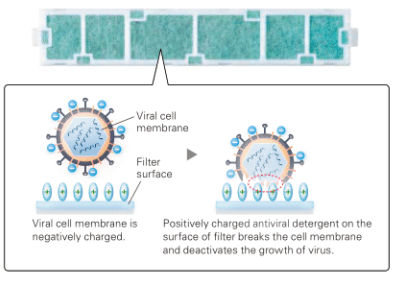

Low Standby Power

Electrical devices consume standby power even when they are not in actual use. While we obviously strive to reduce power consumption during actual use, reducing this wasted power that cannot be seen is also very important.

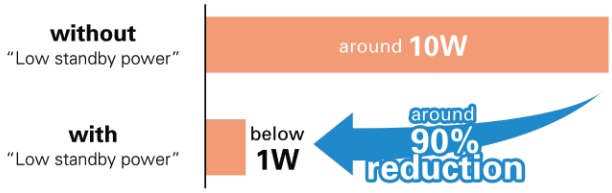

Outdoor Units for Cold Region (25/35)

Single split-type outdoor units are available in both standard and heater-equipped units. An electric heater is installed in each unit to prevent freezing in cold outdoor environments.

Standard Units

MUZ-EF25/35VG

Heater Installed

MUZ-EF25/35VGH

MSZ-E SERIES

DC Inverter · Joint Lap · DC Fan Motor · PAM · Grooved Piping · SEER 25 - 35 A+++ · SCOP 25 - 42 A++ *except for VEH

Indoor Unit / Remote Controller

R32 R410A

White

MSZ-EF18/22/25/35/42/50VG(K)W

Silver

MSZ-EF18/22/25/35/42/50VG(K)S

Black

MSZ-EF18/22/25/35/42/50VG(K)B*

GOOD DESIGN AWARD 2015

reddot award 2015 winner

✻ Soft-dry Cloth is enclosed with Black models.
✻ VGK model Wi-Fi interface built-in

Outdoor Unit

R32

MUZ-EF25/35VG(H),42VG

MUZ-EF50VG

Econo Cool · AUTO VANE · V Blocking Filter · Air Purifying · SWING · AUTO · Weekly Timer · i save · ACO · Auto Restart · Low Temp Cooling · Optional · Centralised On/Off · Optional · Group Control · Optional · Wi-Fi Interface · VGK model

MXZ connection · Back Light Remote · Cleaning-free pipe reuse · Flare connection · Self Diagnosis · Failure Recall

Type				Inverter Heat Pump							
Indoor Unit				MSZ-EF18VG(K)	MSZ-EF22VG(K)	MSZ-EF25VG(K)	MSZ-EF25VG(K)	MSZ-EF35VG(K)	MSZ-EF35VG(K)	MSZ-EF42VG(K)	MSZ-EF50VG(K)
Outdoor Unit				for MXZ connection		MUZ-EF25VG	MUZ-EF25VGH	MUZ-EF35VG	MUZ-EF35VGH	MUZ-EF42VG	MUZ-EF50VG
Refrigerant				R32(*1)							
Power Supply	Source			Outdoor Power supply							
	Outdoor (V / Phase / Hz)			230/Single/50							
Cooling	Design load		kW	-	-	2.5	2.5	3.5	3.5	4.2	5.0
	Annual electricity consumption (*2)		kWh/a	-	-	96	96	139	139	186	233
	SEER (*4)			-	-	9.1	9.1	8.8	8.8	7.9	7.5
		Energy efficiency class		-	-	A+++	A+++	A+++	A+++	A++	A++
	Capacity	Rated	kW	-	-	2.5	2.5	3.5	3.5	4.2	5.0
		Min-Max	kW	-	-	0.9-3.4	0.9-3.4	1.1-4.0	1.1-4.0	0.9-4.6	1.4-5.4
	Total Input	Rated	kW	-	-	0.540	0.540	0.910	0.910	1.200	1.540
Heating (Average Season)(*5)	Design load		kW	-	-	2.4 (-10°C)	2.4 (-10°C)	2.9 (-10°C)	2.9 (-10°C)	3.8 (-10°C)	4.2 (-10°C)
	Declared Capacity	at reference design temperature	kW	-	-	2.4 (-10°C)	2.4 (-10°C)	2.9 (-10°C)	2.9 (-10°C)	3.8 (-10°C)	4.2 (-10°C)
		at bivalent temperature	kW	-	-	2.4 (-10°C)	2.4 (-10°C)	2.9 (-10°C)	2.9 (-10°C)	3.8 (-10°C)	4.2 (-10°C)
		at operation limit temperature	kW	-	-	2.0 (-15°C)	1.6 (-20°C)	2.4 (-15°C)	1.7 (-20°C)	3.4 (-15°C)	3.5 (-15°C)
	Back up heating capacity		kW	-	-	0.0 (-10°C)	0.0 (-10°C)	0.0 (-10°C)	0.0 (-10°C)	0.0 (-10°C)	0.0 (-10°C)
	Annual electricity consumption (*2)		kWh/a	-	-	713	727	882	900	1151	1304
	SCOP (*4)			-	-	4.7	4.6	4.6	4.5	4.6	4.5
		Energy efficiency class		-	-	A++	A++	A++	A+	A++	A+
	Capacity	Rated	kW	-	-	3.2	3.2	4.0	4.0	5.4	5.8
		Min-Max	kW	-	-	1.0-4.2	1.0-4.2	1.3-5.1	1.3-5.1	1.3-6.3	1.4-7.5
	Total Input	Rated	kW	-	-	0.700	0.700	0.950	0.950	1.455	1.560
Operating Current (Max)			A	-	-	7.1	7.1	7.1	7.1	10.0	14
Indoor Unit	Input	Rated	kW	0.026	0.026	0.026	0.026	0.030	0.030	0.033	0.043
	Operating Current (Max)		A	0.3	0.3	0.3	0.3	0.3	0.3	0.4	0.4
	Dimensions	H*W*D	mm	299-885-195	299-885-195	299-885-195	299-885-195	299-885-195	299-885-195	299-885-195	299-885-195
	Weight		kg	11.5	11.5	11.5	11.5	11.5	11.5	11.5	11.5
	Air Volume (SLo-Lo-Mid-Hi-SHi(*3))	Cooling	m^3/min	4.0 - 4.6 - 6.3 - 8.3 - 10.5	4.0 - 4.6 - 6.3 - 8.3 - 10.5	4.0 - 4.6 - 6.3 - 8.3 - 10.5	4.0 - 4.6 - 6.3 - 8.3 - 10.5	4.0 - 4.6 - 6.3 - 8.3 - 10.5	4.0 - 4.6 - 6.3 - 8.3 - 10.5	5.8 - 6.6 - 7.7 - 8.9 - 11.2	5.8 - 6.8 - 7.9 - 9.2 - 11.3
		Heating	m^3/min	4.0 - 4.6 - 6.2 - 8.9 - 11.9	4.0 - 4.6 - 6.2 - 8.9 - 11.9	4.0 - 4.6 - 6.2 - 8.9 - 11.9	4.0 - 4.6 - 6.2 - 8.9 - 11.9	4.0 - 4.6 - 6.2 - 8.9 - 12.7	4.0 - 4.6 - 6.2 - 8.9 - 12.7	5.5 - 6.3 - 7.8 - 9.9 - 13.2	6.4 - 7.2 - 9.0 - 11.1 - 14.6
	Sound Level (SPL) (SLo-Lo-Mid-Hi-SHi(*3))	Cooling	dB(A)	19 - 23 - 29 - 36 - 42	19 - 23 - 29 - 36 - 42	19 - 23 - 29 - 36 - 42	19 - 23 - 29 - 36 - 42	21 - 24 - 30 - 36 - 42	21 - 24 - 30 - 36 - 42	28 - 31 - 35 - 39 - 43	30 - 33 - 36 - 40 - 43
		Heating	dB(A)	21 - 24 - 29 - 37 - 45	21 - 24 - 29 - 37 - 45	21 - 24 - 29 - 37 - 45	21 - 24 - 29 - 37 - 45	21 - 24 - 30 - 38 - 46	21 - 24 - 30 - 38 - 46	28 - 30 - 35 - 41 - 48	30 - 33 - 37 - 43 - 49
	Sound Level (PWL)	Cooling	dB(A)	60	60	60	60	60	60	60	60
Outdoor Unit	Dimensions	H*W*D	mm	-	-	550-800-285	550-800-285	550-800-285	550-800-285	550-800-285	714-800-285
	Weight		kg	-	-	31	31	34	34	35	40
	Air Volume	Cooling	m^3/min	-	-	27.8	27.8	34.3	34.3	32.0	40.2
		Heating	m^3/min	-	-	29.8	29.8	32.7	32.7	32.7	40.2
	Sound Level (SPL)	Cooling	dB(A)	-	-	47	47	49	49	50	52
		Heating	dB(A)	-	-	48	48	50	50	51	52
	Sound Level (PWL)	Cooling	dB(A)	-	-	58	58	62	62	62	65
	Operating Current (Max)		A	-	-	6.8	6.8	6.8	6.8	9.6	13.6
	Breaker Size		A	-	-	10	10	10	10	12	16
Ext. Piping	Diameter	Liquid/Gas	mm	-	-	6.35 / 9.52	6.35 / 9.52	6.35 / 9.52	6.35 / 9.52	6.35 / 9.52	6.35 / 9.52
	Max.Length	Out-In	m	-	-	20	20	20	20	20	30
	Max.Height	Out-In	m	-	-	12	12	12	12	12	15
Guaranteed Operating Range (Outdoor)		Cooling	℃	-	-	-10 ~ +46	-10 ~ +46	-10 ~ +46	-10 ~ +46	-10 ~ +46	-10 ~ +46
		Heating	℃	-	-	-15 ~ +24	-20 ~ +24	-15 ~ +24	-20 ~ +24	-15 ~ +24	-15 ~ +24

(*1) Refrigerant leakage contributes to climate change. Refrigerant with lower global warming potential (GWP) would contribute less to global warming than a refrigerant with higher GWP, if leaked to the atmosphere. This appliance contains a refrigerant fluid with a GWP equal to 550. This means that if 1 kg of this refrigerant fluid would be leaked to the atmosphere, the impact on global warming would be 550 times higher than 1 kg of CO_2, over a period of 100 years. Never try to interfere with the refrigerant circuit yourself or disassemble the product yourself and always ask a professional.
The GWP of R32 is 675 in the IPCC 4th Assessment Report.
(*2) Energy consumption based on standard test results. Actual energy consumption will depend on how the appliance is used and where it is located.
(*3) SHi: Super High
(*4) SEER, SCOP and other related description are based on COMMISSION DELEGATED REGULATION (EU) No.626/2011. The temperature conditions for calculating SCOP are based on "Average Season".
(*5) Please see page 53-55 for heating (warmer season) specifications.

MSZ-BT20/25/35/50VG(K)

R32
Single / Multi

MSZ-BT SERIES

The BT series featured with its high performance, energy efficiency, and simplicity of use brings greater comfort to your room.

High Energy Efficiency for Entire Range of Series

DC Inverter | 20-50 SEER A++ | 25 / 35 SCOP A++

All models in the series, from the low-capacity 20 to the high-capacity 50, have achieved the "Rank A++" for SEER and size 25 and 35 have achived the "Rank A++" for SCOP as energy-savings rating. For home use, such as in bedrooms and living rooms, to light commercial use, such as in offices, our air conditioners are contributing to reduced energy consumption in a wide range.

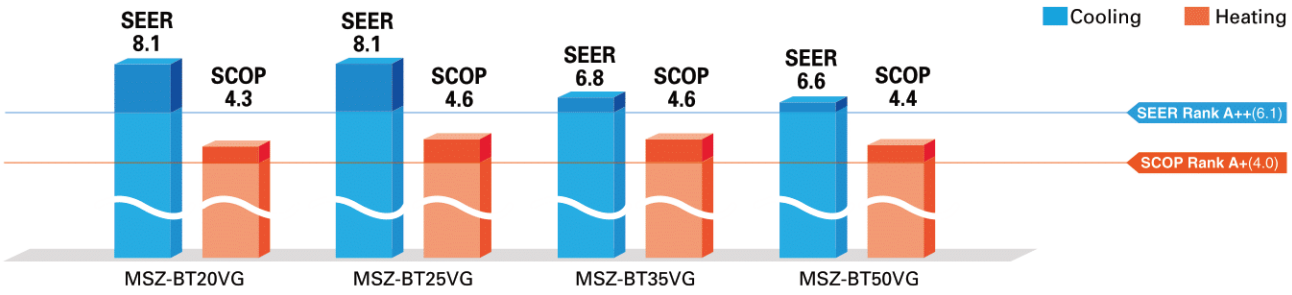

Quiet Operation

The indoor unit noise level is as low as 19dB for AP Series, offering a peaceful inside environment.

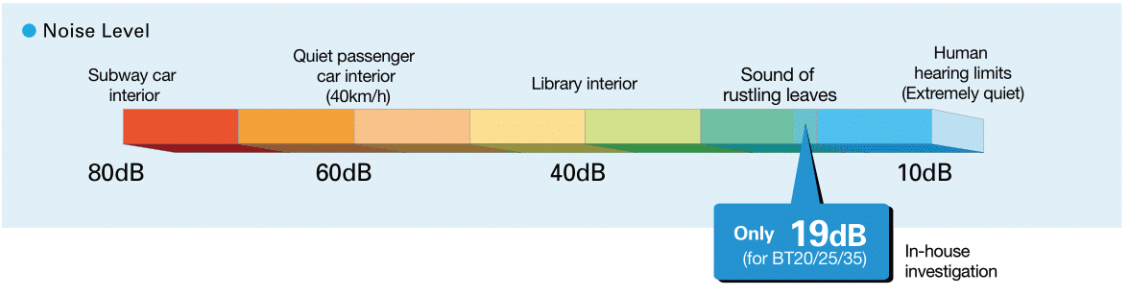

New Remote Controller

New stylish and compact remote controller features easy-read big display and simple button position with fundamental functions.

Built-in Wi-Fi Interface

(MSZ-BT20/25/35/50VGK) Wi-Fi Interface

The indoor unit is equipped with a Wi-Fi Interface inside an exclusive pocket in the unit.
This eliminates the need to install a Wi-Fi interface, and also contributes to the beautiful appearance since the interface is hidden.

V Blocking Filter

V Blocking Filter

V Blocking Filter with antiviral effect inhibits 99% of adhered virus, and other harmful substances, such as bacteria, mold and allergen. Two-layered filter with non-woven fabric and electrostatic filter can effectively capture and remove small particles from the air in your room.

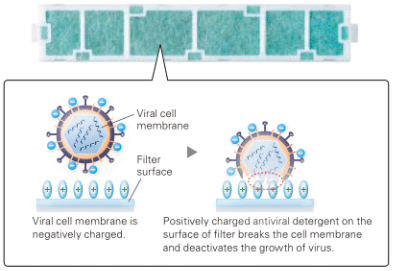

MSZ-BT SERIES

DC Inverter · Joint Lap · DC Fan Motor · PAM · Grooved Piping · SEER 20-50 A++ · SCOP 25 / 35 A++

Indoor Unit R32

MSZ-BT20/25/35/50VG(K)

Outdoor Unit

MUZ-BT20VG

MUZ-BT25/35VG

MUZ-BT50VG

Remote Controller

Econo Cool · Natural White · AUTO VANE · V Blocking Filter · Air Purifying · SWING · AUTO · Auto Restart · Low Temp Cooling · Optional · Centralised On/Off · Optional · Group Control · Optional* Only VGK model · Wi-Fi Interface · VGK Only · MXZ connection · Indoor

Night · Cleaning-free, pipe route · Flare connection · Self Diagnosis · Failure Recall

Type				Inverter Heat Pump			
Indoor Unit				MSZ-BT20VG(K)	MSZ-BT25VG(K)	MSZ-BT35VG(K)	MSZ-BT50VG(K)
Outdoor Unit				MUZ-BT20VG	MUZ-BT25VG	MUZ-BT35VG	MUZ-BT50VG
Refrigerant				R32(*1)			
Power Supply	Source			Outdoor Power supply			
	Outdoor (V / Phase / Hz)			230V/Single/50Hz			
Cooling	Design load		kW	2.0	2.5	3.5	5.0
	Annual electricity consumption (*2)		kWh/a	86	108	180	265
	SEER (*4)			8.1	8.1	6.8	6.6
		Energy efficiency class		A++	A++	A++	A++
	Capacity	Rated	kW	2.0	2.5	3.5	5.0
		Min-Max	kW	0.5-2.9	0.5-3.0	0.9-3.5	1.3-5.0
	Total Input	Rated	kW	0.450	0.700	1.240	2.050
Heating (Average Season)(*5)	Design load		kW	1.5 (-10°C)	1.9 (-10°C)	2.4 (-10°C)	3.8 (-10°C)
	Declared Capacity	at reference design temperature	kW	1.5 (-10°C)	1.9 (-10°C)	2.4 (-10°C)	3.8 (-10°C)
		at bivalent temperature	kW	1.5 (-10°C)	1.9 (-10°C)	2.4 (-10°C)	3.8 (-10°C)
		at operation limit temperature	kW	1.3 (-15°C)	1.7 (-15°C)	2.1 (-15°C)	3.4 (-15°C)
	Back up heating capacity		kW	0.0 (-10°C)	0.0 (-10°C)	0.0 (-10°C)	0.0 (-10°C)
	Annual electricity consumption (*2)		kWh/a	487	577	727	1209
	SCOP (*4)			4.3	4.6	4.6	4.4
		Energy efficiency class		A+	A++	A++	A+
	Capacity	Rated	kW	2.5	3.15	3.6	5.4
		Min-Max	kW	0.7-3.2	0.7-3.5	0.9-4.1	1.4-6.5
	Total Input	Rated	kW	0.550	0.750	0.930	1.550
Operating Current (Max)			A	5.6	7.0	7.0	10.0
Indoor Unit	Input	Rated	kW	0.024	0.024	0.031	0.037
	Operating Current(Max)		A	0.25	0.25	0.31	0.35
	Dimensions	H*W*D	mm	280-838-235	280-838-235	280-838-235	280-838-235
	Weight		kg	9	9	9	9
	Air Volume (Lo-Mid-Hi-SHi(*3))	Cooling	m³/min	4.2 - 5.2 - 6.8 - 8.7 - 10.9	4.2 - 5.2 - 6.8 - 8.7 - 10.9	4.2 - 5.2 - 6.8 - 8.7 - 13.2	6.3 - 7.6 - 9.0 - 11.0 - 13.2
		Heating	m³/min	4.2 - 5.0 - 6.8 - 9.0 - 11.9	4.2 - 5.0 - 6.8 - 9.0 - 11.9	4.2 - 5.0 - 6.8 - 9.0 - 11.9	6.0 - 7.8 - 9.9 - 11.9 - 14.1
	Sound Level (SPL) (Lo-Mid-Hi-SHi(*3))	Cooling	dB(A)	19 - 22 - 30 - 37 - 43	19 - 22 - 30 - 37 - 43	19 - 22 - 31 - 38 - 46	29 - 33 - 36 - 40 - 46
		Heating	dB(A)	20 - 23 - 30 - 37 - 43	20 - 23 - 30 - 37 - 43	20 - 23 - 30 - 37 - 44	29 - 33 - 38 - 43 - 48
	Sound Level (PWL)	Cooling	dB(A)	57	57	60	60
Outdoor Unit	Dimensions	H*W*D	mm	538-699-249	538-699-249	538-699-249	550-800-285
	Weight		kg	23	24	24	35
	Air Volume	Cooling	m³/min	30.3	32.2	32.2	30.4
		Heating	m³/min	30.3	32.2	34.6	32.7
	Sound Level (SPL)	Cooling	dB(A)	50	50	52	50
		Heating	dB(A)	50	50	52	51
	Sound Level (PWL)	Cooling	dB(A)	63	63	64	64
	Operating Current (Max)		A	5.3	6.7	6.7	9.6
	Breaker Size		A	10	10	10	12
Ext. Piping	Diameter	Liquid/Gas	mm	6.35 / 9.52	6.35 / 9.52	6.35 / 9.52	6.35 / 12.7
	Max.Length	Out-In	m	20	20	20	20
	Max.Height	Out-In	m	12	12	12	12
Guaranteed Operating Range (Outdoor)		Cooling	°C	-10 ~ +46	-10 ~ +46	-10 ~ +46	-10 ~ +46
		Heating	°C	-15 ~ +24	-15 ~ +24	-15 ~ +24	-15 ~ +24

(*1) Refrigerant leakage contributes to climate change. Refrigerant with lower global warming potential (GWP) would contribute less to global warming than a refrigerant with higher GWP, if leaked to the atmosphere. This appliance contains a refrigerant fluid with a GWP equal to 550. This means that if 1 kg of this refrigerant fluid would be leaked to the atmosphere, the impact on global warming would be 550 times higher than 1 kg of CO_2, over a period of 100 years. Never try to interfere with the refrigerant circuit yourself or disassemble the product yourself and always ask a professional.
The GWP of R32 is 675 in the IPCC 4th Assessment Report.
(*2) Energy consumption based on standard test results. Actual energy consumption will depend on how the appliance is used and where it is located.
(*3) SHi: Super High
(*4) SEER, SCOP and other related description are based on COMMISSION DELEGATED REGULATION (EU) No.626/2011. The temperature conditions for calculating SCOP are based on "Average Season".
(*5) Please see page 53-55 for heating (warmer season) specifications.

MSZ-HR SERIES

Compact, high-performance indoor and outdoor units with R32 that is low global warming potential compared with the current refrigerant R410A contribute to room comfort and to prevent global warming.

"Rank A++/A+" Energy Savings Achieved for Entire Range of Series

All models in the series, from capacity 25 to 71, have achieved the "Rank A++" for SEER and "Rank A+" for SCOP as energy-savings rating, thanks to Mitsubishi Electric's inverter technologies which are adopted to provide automatic adjustment of operation load according to need.

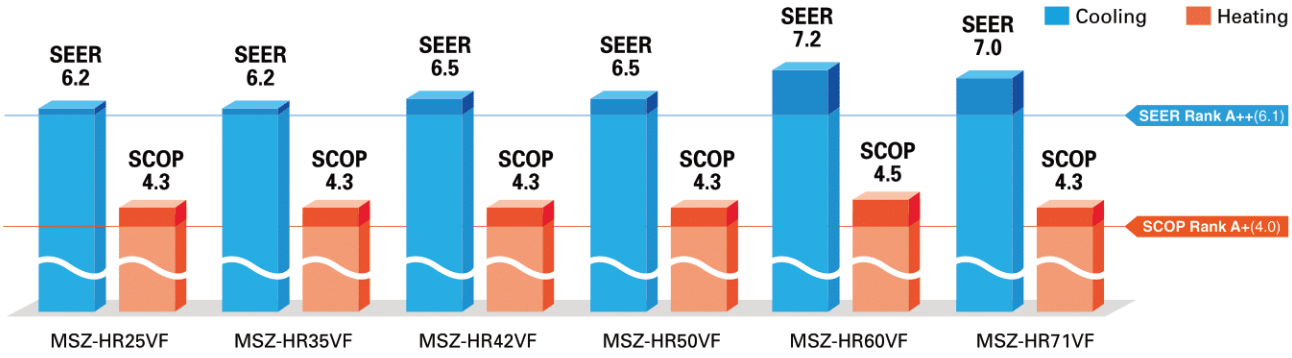

Simple and Friendly Design

The round front surface provides a simple and friendly impression. And the width of indoor unit is compact, making installation in smaller, tighter spaces possible.



Wi-Fi and System Control

Wi-Fi Interface (Built-in) ✻Only VGK model
Built-in interface enabling users to control air conditioners and check operating status via devices such as personal computers, tablets and smartphones.

System Control Interface (Optional)
- Remote on/off operation is possible by input to the connector.
- Depending on the interface used, connecting a wired remote-control such as the PAR-41MAA is possible.
- Centralised control is possible when connected to M-NET.

*Wi-Fi Interface and System Control Interface cannot be used simultaneously.

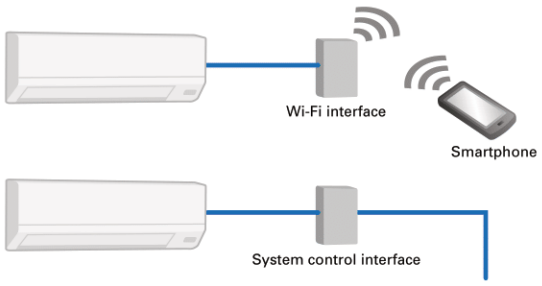

Air Purifying Filter

This filter generates stable antibacterial and deodorising effects. The size of the three-dimensional surface has been increased as well, enlarging the filter capture area. These features give the Air Purifying Filter better dust collection performance than conventional filters. The superior air-cleaning effectiveness raises room comfort yet another level.



✻ It is okay to wash the filter with water (air-cleaning effect is maintained)

3D surface (Waved surface)

MSZ-HR SERIES

DC Inverter · Joint Lap · DC Fan Motor · PAM · Grooved Piping · SEER A++ · SCOP A+

Indoor Unit R32

MSZ-HR25/35/42/50VF(K)

MSZ-HR60/71VF(K)

Outdoor Unit

MUZ-HR25VF

MUZ-HR35VF

MUZ-HR42/50VF

MUZ-HR60/71VF

Remote Controller

Econo Cool · Natural White · AUTO VANE · V Blocking Filter (Optional) · Air Purifying · SWING · AUTO · Auto Restart · Low Temp Cooling · Optional · Centralised On/Off (Optional) · Group Control (Optional) · Wi-Fi Interface (Optional) · MXZ connection (MXZ-HA only) · Cleaning-free pipe route · Flare connection · Self Diagnosis · Failure Recall

Type				Inverter Heat Pump					
Indoor Unit				MSZ-HR25VF(K)	MSZ-HR35VF(K)	MSZ-HR42VF(K)	MSZ-HR50VF(K)	MSZ-HR60VF(K)	MSZ-HR71VF(K)
Outdoor Unit				MUZ-HR25VF	MUZ-HR35VF	MUZ-HR42VF	MUZ-HR50VF	MUZ-HR60VF	MUZ-HR71VF
Refrigerant				R32(*1)					
Power Supply	Source			Outdoor Power supply					
	Outdoor (V / Phase / Hz)			230V/Single/50Hz					
Cooling	Design load		kW	2.5	3.4	4.2	5.0	6.1	7.1
	Annual electricity consumption (*2)		kWh/a	141	191	226	269	296	355
	SEER (*4)			6.2	6.2	6.5	6.5	7.2	7.0
		Energy efficiency class		A++	A++	A++	A++	A++	A++
	Capacity	Rated	kW	2.5	3.4	4.2	5.0	6.1	7.1
		Min-Max	kW	0.5-2.9	0.9-3.4	1.1-4.6	1.3-5.0	1.7-7.1	1.8-7.3
	Total Input	Rated	kW	0.800	1.210	1.340	2.050	1.810	2.330
Heating (Average Season)(*5)	Design load		kW	1.9 (-10°C)	2.4 (-10°C)	2.9 (-10°C)	3.8 (-10°C)	4.6 (-10°C)	5.4 (-10°C)
	Declared Capacity	at reference design temperature	kW	1.9 (-10°C)	2.4 (-10°C)	2.9 (-10°C)	3.8 (-10°C)	4.6 (-10°C)	5.4 (-10°C)
		at bivalent temperature	kW	1.9 (-10°C)	2.4 (-10°C)	2.9 (-10°C)	3.8 (-10°C)	4.6 (-10°C)	5.4 (-10°C)
		at operation limit temperature	kW	1.9 (-10°C)	2.4 (-10°C)	2.9 (-10°C)	3.8 (-10°C)	4.6 (-10°C)	5.4 (-10°C)
	Back up heating capacity		kW	0.0 (-10°C)	0.0 (-10°C)	0.0 (-10°C)	0.0 (-10°C)	0.0 (-10°C)	0.0 (-10°C)
	Annual electricity consumption (*2)		kWh/a	614	781	928	1224	1430	1755
	SCOP (*4)			4.3	4.3	4.3	4.3	4.5	4.3
		Energy efficiency class		A+	A+	A+	A+	A+	A+
	Capacity	Rated	kW	3.15	3.6	4.7	5.4	6.8	8.1
		Min-Max	kW	0.7-3.5	0.9-3.7	0.9-5.4	1.4-6.5	1.5-8.5	1.5-9.0
	Total Input	Rated	kW	0.850	0.975	1.300	1.550	1.810	2.440
Operating Current (Max)			A	5.0	6.7	8.5	10.0	14.1	14.1
Indoor Unit	Input	Rated	kW	0.020	0.028	0.032	0.039	0.055	0.055
	Operating Current(Max)		A	0.2	0.27	0.3	0.36	0.5	0.5
	Dimensions	H*W*D	mm	280-838-228	280-838-228	280-838-228	280-838-228	305-923-262	305-923-262
	Weight		kg	8.5	8.5	9	9	12.5	12.5
	Air Volume (Lo-Mid-Hi-SHi(*3))	Cooling	m^3/min	3.6 - 5.4 - 7.2 - 9.7	3.6 - 5.6 - 7.8 - 11.7	6.0 - 8.7 - 10.8 - 13.1	6.4 - 9.2 - 11.2 - 13.1	10.4 - 12.6 - 15.4 - 19.6	10.4 - 12.6 - 15.4 - 19.6
		Heating	m^3/min	3.3 - 5.4 - 7.4 - 10.1	3.3 - 5.4 - 7.4 - 10.5	5.6 - 7.9 - 10.8 - 13.4	6.1 - 8.3 - 11.2 - 14.5	10.7 - 13.1 - 16.7 - 19.6	10.7 - 13.1 - 16.7 - 19.6
	Sound Level (SPL) (Lo-Mid-Hi-SHi(*3))	Cooling	dB(A)	21 - 30 - 37 - 43	22 - 31 - 38 - 46	24 - 34 - 39 - 45	28 - 36 - 40 - 45	33 - 38 - 44 - 50	33 - 38 - 44 - 50
		Heating	dB(A)	21 - 30 - 37 - 43	21 - 30 - 37 - 44	24 - 32 - 40 - 46	27 - 34 - 41 - 47	33 - 38 - 44 - 50	33 - 38 - 44 - 50
	Sound Level (PWL)	Cooling	dB(A)	57	60	60	60	65	65
Outdoor Unit	Dimensions	H*W*D	mm	538-699-249	538-699-249	550-800-285	550-800-285	714-800-285	714-800-285
	Weight		kg	23	24	34	35	40	40
	Air Volume	Cooling	m^3/min	30.3	32.2	30.4	30.4	42.8	42.8
		Heating	m^3/min	30.3	32.2	32.7	32.7	48.3	48.3
	Sound Level (SPL)	Cooling	dB(A)	50	51	50	50	53	53
		Heating	dB(A)	50	51	51	51	57	57
	Sound Level (PWL)	Cooling	dB(A)	63	64	64	64	65	66
	Operating Current (Max)		A	4.8	6.4	8.2	9.6	13.6	13.6
	Breaker Size		A	10	10	10	12	16	16
Ext. Piping	Diameter	Liquid/Gas	mm	6.35 / 9.52	6.35 / 9.52	6.35 / 9.52	6.35 / 9.52	6.35 / 12.7	6.35 / 12.7
	Max.Length	Out-In	m	20	20	20	20	30	30
	Max.Height	Out-In	m	12	12	12	12	15	15
Guaranteed Operating Range (Outdoor)		Cooling	℃	-10 ~ +46	-10 ~ +46	-10 ~ +46	-10 ~ +46	-10 ~ +46	-10 ~ +46
		Heating	℃	-10 ~ +24	-10 ~ +24	-10 ~ +24	-10 ~ +24	-10 ~ +24	-10 ~ +24

(*1) Refrigerant leakage contributes to climate change. Refrigerant with lower global warming potential (GWP) would contribute less to global warming than a refrigerant with higher GWP, if leaked to the atmosphere. This appliance contains a refrigerant fluid with a GWP equal to 550. This means that if 1 kg of this refrigerant fluid would be leaked to the atmosphere, the impact on global warming would be 550 times higher than 1 kg of CO_2, over a period of 100 years. Never try to interfere with the refrigerant circuit yourself or disassemble the product yourself and always ask a professional.
The GWP of R32 is 675 in the IPCC 4th Assessment Report.
(*2) Energy consumption based on standard test results. Actual energy consumption will depend on how the appliance is used and where it is located.
(*3) SHi: Super High
(*4) SEER, SCOP and other related description are based on COMMISSION DELEGATED REGULATION (EU) No.626/2011. The temperature conditions for calculating SCOP are based on "Average Season".
(*5) Please see page 53-55 for heating (warmer season) specifications.

R32

MSZ-DW SERIES

Introducing an indoor unit that is compact yet packed with a variety of features.
High energy saving performance and Air Purifying Filter bring you a comfortable indoor environment.

MSZ-DW25/35/50VF

Energy Saving

DC Inverter SEER A++ SCOP A+

Mitsubishi Electric's inverter technologies are adopted to provide automatic adjustment of operation load according to need. This reduces excessive consumption of electricity, and thereby realises Energy Rank "A++" for SEER (cooling) and "A+" for SCOP (heating).

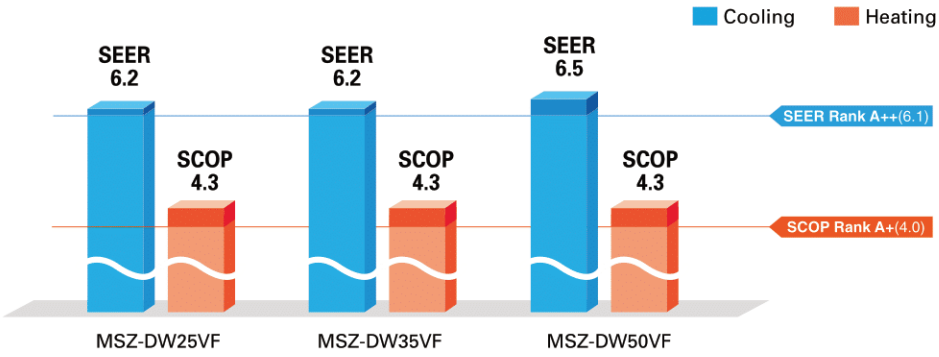

Simple and Compact Design

The stylish design makes it a natural match for any room.
The width of indoor units is compact, making installation in smaller, tighter spaces possible.

Simple Control

The simple remote controller and functions provide the easy control solution and comforts of life.

Air Purifying Filter

Air Purifying

Air Purifying Filter generates stable antibacterial, antifungal, and deodorant effects. The three-dimensional surface expands the filter's capture area and contributes to the better dust collection performance than conventional filters.

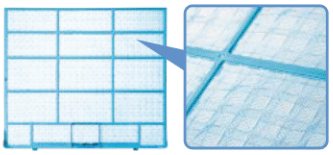

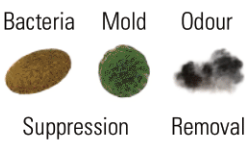

Wi-Fi and System Control

Wi-Fi Interface (Optional)
Optional interface and a Cloud-based solution "MELCloud" enable users to control air conditioners and check operating status via devices such as laptops, tablets and smartphones.

System Control Interface (Optional)
- Remote on/off operation is possible by input to the connector.
- Depending on the interface used, connecting a wired remote control such as the PAR-41MAA is possible.
- Centralised control is possible when connected to M-NET.

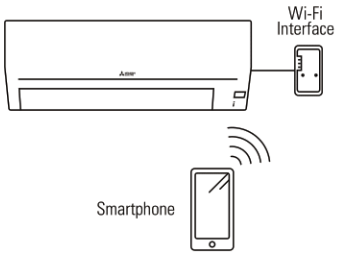

MELCloud™

MSZ-DW SERIES

Indoor Unit

MSZ-DW25/35/50VF

Outdoor Unit

MUZ-DW25VF

MUZ-DW35VF

MUZ-DW50VF

Remote Controller

Type				Inverter Heat Pump		
Indoor Unit				MSZ-DW25VF	MSZ-DW35VF	MSZ-DW50VF
Outdoor Unit				MUZ-DW25VF	MUZ-DW35VF	MUZ-DW50VF
Refrigerant				R32(*1)		
Power Supply	Source			Outdoor Power supply		
	Outdoor (V / Phase / Hz)			230V/Single/50Hz		
Cooling	Design load		kW	2.5	3.4	5.0
	Annual electricity consumption (*2)		kWh/a	135	184	261
	SEER (*4)			6.2	6.2	6.5
		Energy efficiency class		A++	A++	A++
	Capacity	Rated	kW	2.5	3.4	5.0
		Min-Max	kW	0.5-2.9	0.9-3.4	1.3-5.0
	Total Input	Rated	kW	0.800	1.210	2.050
Heating (Average Season)(*5)	Design load		kW	1.9 (-10°C)	2.4 (-10°C)	3.8 (-10°C)
	Declared Capacity	at reference design temperature	kW	1.9 (-10°C)	2.4 (-10°C)	3.8 (-10°C)
		at bivalent temperature	kW	1.9 (-10°C)	2.4 (-10°C)	3.8 (-10°C)
		at operation limit temperature	kW	1.9 (-10°C)	2.4 (-10°C)	3.8 (-10°C)
	Back up heating capacity		kW	0.0 (-10°C)	0.0 (-10°C)	0.0 (-10°C)
	Annual electricity consumption (*2)		kWh/a	618	781	1174
	SCOP (*4)			4.3	4.3	4.3
		Energy efficiency class		A+	A+	A+
	Capacity	Rated	kW	3.15	3.6	5.4
		Min-Max	kW	0.7-3.5	0.9-3.7	1.4-6.5
	Total Input	Rated	kW	0.850	0.975	1.550
Operating Current (Max)			A	5.0	6.7	10.0
Indoor Unit	Input	Rated	kW	0.023	0.028	0.029
	Operating Current(Max)		A	0.24	0.28	0.29
	Dimensions	H*W*D	mm	290-799-232	290-799-232	290-799-232
	Weight		kg	9	9	10
	Air Volume (Lo-Mid-Hi-SHi(*3))	Cooling	m^3/min	3.6 - 5.6 - 7.5 - 9.9	3.6 - 5.8 - 8.1 - 11.3	5.9 - 7.7 - 9.7 - 12.3
		Heating	m^3/min	3.4 - 5.6 - 7.7 - 10.3	3.4 - 5.6 - 7.7 - 10.7	6.0 - 7.7 - 9.7 - 12.6
	Sound Level (SPL) (Lo-Mid-Hi-SHi(*3))	Cooling	dB(A)	21 - 30 - 37 - 43	22 - 31 - 38 - 46	28 - 36 - 40 - 45
		Heating	dB(A)	21 - 30 - 37 - 43	21 - 30 - 37 - 44	27 - 34 - 41 - 47
	Sound Level (PWL)	Cooling	dB(A)	57	60	60
Outdoor Unit	Dimensions	H*W*D	mm	538-699-249	538-699-249	550-800-285
	Weight		kg	23	24	35
	Air Volume	Cooling	m^3/min	30.3	32.2	33.5
		Heating	m^3/min	30.3	32.2	32.7
	Sound Level (SPL)	Cooling	dB(A)	50	51	50
		Heating	dB(A)	50	51	51
	Sound Level (PWL)	Cooling	dB(A)	63	64	64
	Operating Current (Max)		A	5.3	7.0	9.2
	Breaker Size		A	10	10	12
Ext. Piping	Diameter	Liquid/Gas	mm	6.35 / 9.52	6.35 / 9.52	6.35 / 9.52
	Max.Length	Out-In	m	20	20	20
	Max.Height	Out-In	m	12	12	12
Guaranteed Operating Range (Outdoor)		Cooling	℃	-10 ~ +46	-10 ~ +46	-10 ~ +46
		Heating	℃	-10 ~ +24	-10 ~ +24	-10 ~ +24

(*1) Refrigerant leakage contributes to climate change. Refrigerant with lower global warming potential (GWP) would contribute less to global warming than a refrigerant with higher GWP, if leaked to the atmosphere. This appliance contains a refrigerant fluid with a GWP equal to 550. This means that if 1 kg of this refrigerant fluid would be leaked to the atmosphere, the impact on global warming would be 550 times higher than 1 kg of CO_2, over a period of 100 years. Never try to interfere with the refrigerant circuit yourself or disassemble the product yourself and always ask a professional.
The GWP of R32 is 675 in the IPCC 4th Assessment Report.
(*2) Energy consumption based on standard test results. Actual energy consumption will depend on how the appliance is used and where it is located.
(*3) SHi: Super High
(*4) SEER, SCOP and other related description are based on COMMISSION DELEGATED REGULATION (EU) No.626/2011. The temperature conditions for calculating SCOP are based on "Average Season".
(*5) Please see page 53-55 for heating (warmer season) specifications.

MSY-TP SERIES

R32

MSY-TP35/50VF

Cooling only model with high-perfomance provide high SHF in various environments thanks to wide operation range.

High Energy-Saving Performance with High SHF

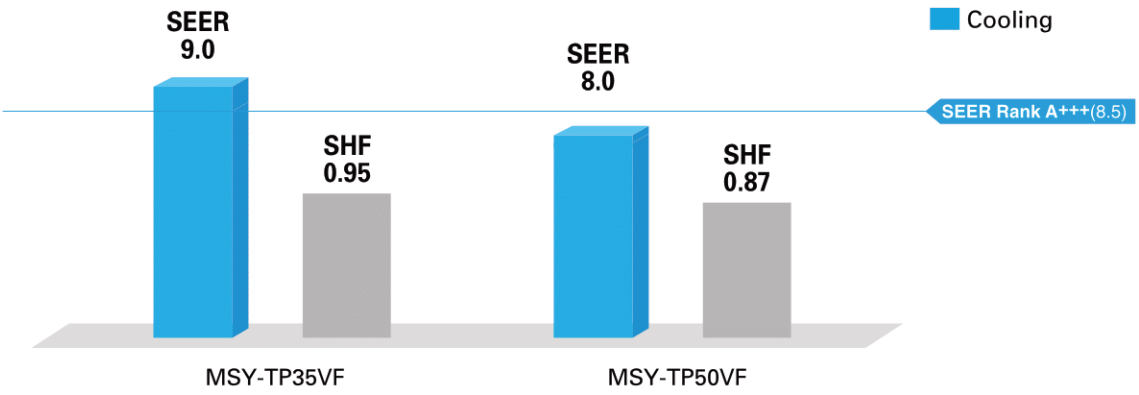

Wide Cooling Operating Range

As a result of an extended operating range in cooling, these models accommodate a wide range of usage environments and applications.



MSY-TP SERIES

DC Inverter · Joint Lap · DC Fan Motor · PAM · Grooved Piping · 35 SEER A+++

Indoor Unit R32

MSY-TP35/50VF

Outdoor Unit R32

MUY-TP35/TP50VF

Remote Controller

- Wired remote controller can be connected to indoor unit.

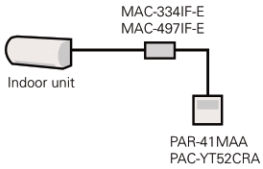

Pure White · AUTO VANE · Silver-ion (Optional) · SWING · AUTO · Auto Restart · Cleaning-free pipe route · Flare connection · Self Diagnosis · Failure Recall

Type				Inverter Heat Pump	
Indoor Unit				MSY-TP35VF	MSY-TP50VF
Outdoor Unit				MUY-TP35VF	MUY-TP50VF
Refrigerant				R32 (*1)	
Power Supply	Source			Indoor Power supply	
	Outdoor (V / Phase / Hz)			230V / Single / 50Hz	
Cooling	Design load		kW	3.5	5.0
	Annual electricity consumption (*2)		kWh/a	136	218
	SEER (*4)			9.0	8.0
		Energy efficiency class		A+++	A++
	Capacity	Rated	kW	3.5	5.0
		Min-Max	kW	1.5 - 4.0	1.5 - 5.7
	Total Input	Rated	kW	0.760	1.450
Heating (Average Season)(*3)	Design load		kW	-	-
	Declared Capacity	at reference design temperature	kW	-	-
		at bivalent temperature	kW	-	-
		at operation limit temperature	kW	-	-
	Back up heating capacity		kW	-	-
	Annual electricity consumption (*2)		kWh/a	-	-
	SCOP (*4)			-	-
		Energy efficiency class		-	-
	Capacity	Rated	kW	-	-
		Min-Max	kW	-	-
	Total Input	Rated	kW	-	-
Operating Current (Max)			A	9.6	9.6
Indoor Unit	Input	Rated	kW	0.033	0.034
	Operating Current (Max)		A	0.4	0.4
	Dimensions	H*W*D	mm	305-923-250	305-923-250
	Weight		kg	12.5	12.5
	Air Volume (Lo-Mid-Hi-SHi(*3))	Cooling	m^3/min	10.1 - 11.6 - 13.7 - 16.4	10.1 - 11.6 - 13.7 - 16.4
		Heating	m^3/min	-	-
	Sound Level (SPL) (Lo-Mid-Hi-SHi(*3))	Cooling	dB(A)	31 - 36 - 40 - 45	31 - 36 - 40 - 45
		Heating	dB(A)	-	-
	Sound Level (PWL)	Cooling	dB(A)	60	60
	Breaker Size		A	10	10
Outdoor Unit	Dimensions	H*W*D	mm	550-800-285	550-800-285
	Weight		kg	34	34
	Air Volume	Cooling	m^3/min	29.3	29.3
		Heating	m^3/min	-	-
	Sound Level (SPL)	Cooling	dB(A)	45	47
		Heating	dB(A)	-	-
	Sound Level (PWL)	Cooling	dB(A)	58	61
	Operating Current (Max)		A	9.2	9.2
Ext. Piping	Diameter	Liquid/Gas	mm	6.35/9.52	6.35/9.52
	Max.Length	Out-In	m	20	20
	Max.Height	Out-In	m	12	12
Guaranteed Operating Range (Outdoor)		Cooling	℃	-25 ~ +46	-25 ~ +46
		Heating	℃	-	-

(*1) Refrigerant leakage contributes to climate change. Refrigerant with lower global warming potential (GWP) would contribute less to global warming than a refrigerant with higher GWP, if leaked to the atmosphere. This appliance contains a refrigerant fluid with a GWP equal to 550. This means that if 1 kg of this refrigerant fluid would be leaked to the atmosphere, the impact on global warming would be 550 times higher than 1 kg of CO_2, over a period of 100 years. Never try to interfere with the refrigerant circuit yourself or disassemble the product yourself and always ask a professional.
The GWP of R32 is 675 in the IPCC 4th Assessment Report.
(*2) Energy consumption based on standard test results. Actual energy consumption will depend on how the appliance is used and where it is located.
(*3) SHi: Super High
(*4) SEER and other related description are based on COMMISSION DELEGATED REGULATION (EU) No.626/2011.

霧ヶ峰 KIRIGAMINE

R410A
Single / Multi

MSZ-FH25/35/50VE2

MSZ-F SERIES

GOOD DESIGN AWARD 2012

The F Series is designed for optimum cooling/heating performance as well as operational comfort. Quiet, energy-saving operation is supported by some of Mitsubishi Electric's latest technologies. Advanced functions such as "3D i-see Sensor" temperature control and the Plasma Quad air purification system raise room comfort levels to new heights.

High Energy Efficiency

DC Inverter 25/35 SEER A+++ 25/35 SCOP A+++

Power consumption has been reduced for the cooling and heating modes thanks to the incorporation of our newest inverter technologies. The high energy efficiency of the Size 25 units has obtained a rating of more than 5.0 for both seasonal coefficient of performance (SCOP) and seasonal energy efficiency rating (SEER).

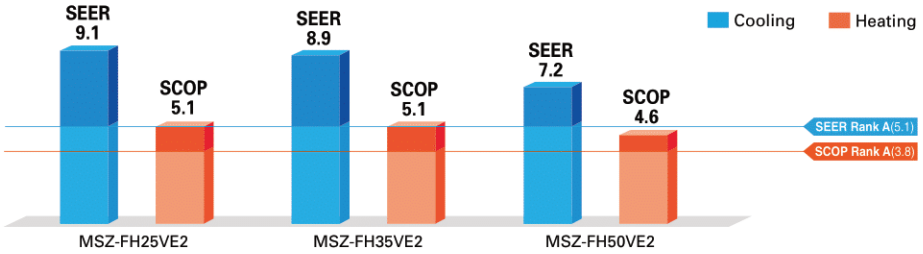

3D i-see Sensor

The FH Series is equipped with 3D i-see Sensor, an infrared-ray sensor that measures the temperature at distant positions. While moving to the left and right, eight vertically arranged sensor elements analyze the room temperature in three dimensions. This detailed analysis makes it possible to judge where people are in the room, thus allowing creation of features such as "Indirect airflow," to avoid airflow hitting people directly, and "direct airflow" to deliver airflow to where people are.

Indirect Airflow
The indirect airflow setting can be used when the flow of air feels too strong or direct. For example, it can be used during cooling to avert airflow and prevent body temperature from becoming excessively cooled.

Direct Airflow
This setting can be used to directly target airflow at people such as for immediate comfort when coming indoors on a hot (cold) day.

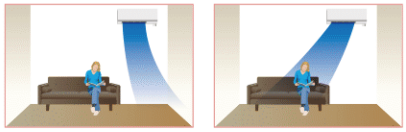

Absence Detection
The sensors detect whether there are people in the room. When no-one is in the room, the unit automatically switches to energy-saving mode.

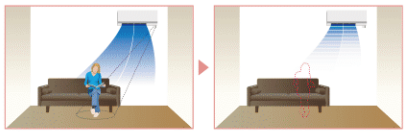

The "3D i-see Sensor" detects people's absence and the power consumption is automatically reduced approximately 10% after 10 minutes and 20% after 60 minutes.

Plasma Quad

Air, like water, is something we use everyday unconsciously. Yet, clean, fresh air is a vital part of creating a healthy space for humans. Achieving this healthy air is Plasma Quad, a plasma-based filter system that effectively removes four kinds of air pollutants; namely, bacteria, viruses, allergens and dust, which the air contains countless particles of.

Bacteria
Test results have confirmed that Plasma Quad neutralizes 99% of bacteria in 115 minutes in a 25m³ test space.

Plasma Quad off / Plasma Quad on



<Test No.> KRCES-Bio.Test Report No.23_0317

Viruses
Test results have confirmed that Plasma Quad neutralizes 99% of virus particles in 65 minutes in a 25m³ test space.

Without Plasma Quad / With Plasma Quad

* Hepatic cells turn transparent when affected by a virus.

<Test No.> vrc.center, SMC No.23-002

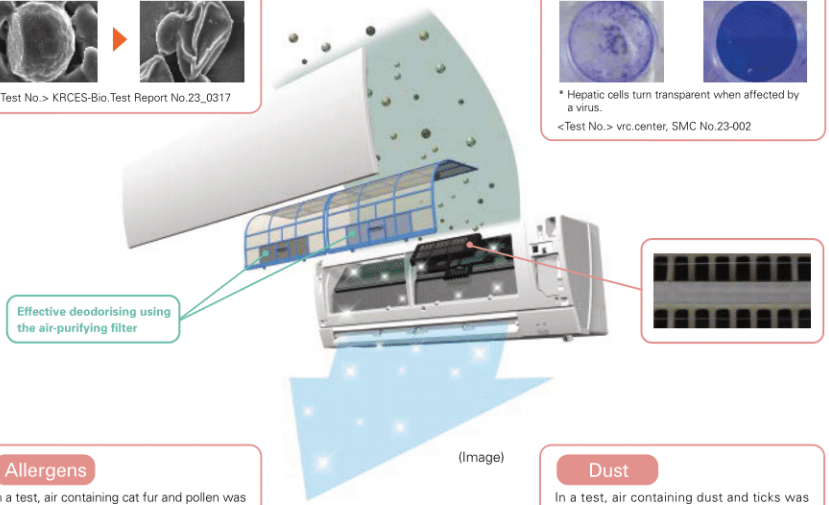

(Image)

Allergens
In a test, air containing cat fur and pollen was passed through the air cleaning device at the low airflow setting. Before and after measurements confirm that Plasma Quad neutralizes 94% of cat fur and 98% of pollen.

<Test No.> ITEA No.12M-RPTFEBO22

Dust
In a test, air containing dust and ticks was passed through the air cleaning device at the low airflow setting. Before and after measurements confirm that Plasma Quad removes 88.6% of dust and ticks.

<Test No.> ITEA No.12M-RPTFEBO22

MSZ-F SERIES

DC Inverter · Joint Lap · DC Fan Motor · PAM · Grooved Piping · SEER A+++ (25 / 35) · SCOP A+++ (25 / 35)

Indoor Unit R410A

GOOD DESIGN AWARD 2012

MSZ-FH25/35/50VE2

Outdoor Unit R410A

MUZ-FH25/35VE

MUZ-FH50VE

Remote Controller

3D i-see Sensor · AREA · HUMAN · Econo Cool · Pure White · AUTO VANE · Plasma Quad · Silver-ion · Double Vane · SWING HORIZONTAL · SWING VERTICAL · Natural Flow · AUTO · i save · Weekly Timer · ACO · Auto Restart · Low Temp Cooling · Optional · Group Control · Optional · M-NET connection · Optional · Wi-Fi Interface · Optional · MXZ connection · Cleaning-free, pipe reuse · Flare connection · Self Diagnosis · Failure Recall

Type				Inverter Heat Pump		
Indoor Unit				MSZ-FH25VE2	MSZ-FH35VE2	MSZ-FH50VE2
Outdoor Unit				MUZ-FH25VE	MUZ-FH35VE	MUZ-FH50VE
Refrigerant				R410A(*1)		
Power Supply	Source			Outdoor Power supply		
	Outdoor (V / Phase / Hz)			230/Single/50		
Cooling	Design load		kW	2.5	3.5	5.0
	Annual electricity consumption (*2)		kWh/a	96	138	244
	SEER (*4)			9.1	8.9	7.2
		Energy efficiency class		A+++	A+++	A++
	Capacity	Rated	kW	2.5	3.5	5.0
		Min-Max	kW	1.4-3.5	0.8-4.0	1.9-6.0
	Total Input	Rated	kW	0.485	0.820	1.380
Heating (Average Season)(*5)	Design load		kW	3.0(-10°C)	3.6(-10°C)	4.5(-10°C)
	Declared Capacity	at reference design temperature	kW	3.0(-10°C)	3.6(-10°C)	4.5(-10°C)
		at bivalent temperature	kW	3.0(-10°C)	3.6(-10°C)	4.5(-10°C)
		at operation limit temperature	kW	2.5(-15°C)	3.2(-15°C)	5.2(-15°C)
	Back up heating capacity		kW	0.0(-10°C)	0.0(-10°C)	0.0(-10°C)
	Annual electricity consumption (*2)		kWh/a	819	986	1372
	SCOP (*4)			5.1	5.1	4.6
		Energy efficiency class		A+++	A+++	A++
	Capacity	Rated	kW	3.2	4.0	6.0
		Min-Max	kW	1.8-5.5	1.0-6.3	1.7-8.7
	Total Input	Rated	kW	0.580	0.800	1.480
Operating Current (Max)			A	9.6	10.0	14.0
Indoor Unit	Input	Rated	kW	0.029	0.029	0.031
	Operating Current(Max)		A	0.4	0.4	0.4
	Dimensions	H*W*D	mm	305(+17)-925-234	305(+17)-925-234	305(+17)-925-234
	Weight		kg	13.5	13.5	13.5
	Air Volume (SLo-Lo-Mid-Hi-SHi(*3))	Cooling	m^3/min	3.9-4.7-6.3-8.6-11.6	3.9-4.7-6.3-8.6-11.6	6.4-7.4-8.6-10.1-12.4
		Heating	m^3/min	4.0-4.7-6.4-9.2-13.2	4.0-4.7-6.4-9.2-13.2	5.7-7.2-9.0-11.2-14.6
	Sound Level (SPL) (SLo-Lo-Mid-Hi-SHi(*3))	Cooling	dB(A)	20-23-29-36-42	21-24-29-36-42	27-31-35-39-44
		Heating	dB(A)	20-24-29-36-44	21-24-29-36-44	25-29-34-39-46
	Sound Level (PWL)	Cooling	dB(A)	58	58	60
Outdoor Unit	Dimensions	H*W*D	mm	550-800-285	550-800-285	880-840-330
	Weight		kg	37	37	55
	Air Volume	Cooling	m^3/min	31.3	33.6	48.8
		Heating	m^3/min	31.3	33.6	51.3
	Sound Level (SPL)	Cooling	dB(A)	46	49	51
		Heating	dB(A)	49	50	54
	Sound Level (PWL)	Cooling	dB(A)	60	61	64
	Operating Current (Max)		A	9.2	9.6	13.6
	Breaker Size		A	10	10	16
Ext. Piping	Diameter	Liquid/Gas	mm	6.35 / 9.52	6.35 / 9.52	6.35 / 12.7
	Max.Length	Out-In	m	20	20	30
	Max.Height	Out-In	m	12	12	15
Guaranteed Operating Range (Outdoor)		Cooling	℃	-10 ~ +46	-10 ~ +46	-10 ~ +46
		Heating	℃	-15 ~ +24	-15 ~ +24	-15 ~ +24

(*1) Refrigerant leakage contributes to climate change. Refrigerant with lower global warming potential (GWP) would contribute less to global warming than a refrigerant with higher GWP, if leaked to the atmosphere. This appliance contains a refrigerant fluid with a GWP equal to 1975. This means that if 1 kg of this refrigerant fluid would be leaked to the atmosphere, the impact on global warming would be 1975 times higher than 1 kg of CO_2, over a period of 100 years. Never try to interfere with the refrigerant circuit yourself or disassemble the product yourself and always ask a professional.
The GWP of R410A is 2088 in the IPCC 4th Assessment Report.
(*2) Energy consumption based on standard test results. Actual energy consumption will depend on how the appliance is used and where it is located.
(*3) SHi: Super High
(*4) SEER, SCOP and other related description are based on COMMISSION DELEGATED REGULATION (EU) No.626/2011. The temperature conditions for calculating SCOP are based on "Average Season".
(*5) Please see page 53-55 for heating (warmer season) specifications.

MSZ-S SERIES
MSZ-G SERIES

Introducing a compact and stylish indoor unit with amazingly quiet performance. Not only are neat installations in small bedrooms possible, increase energy-savings by selecting the optimal capacity required for each room.

"Rank A++/A+" Energy Savings Achieved for Entire Range of Series

DC Inverter 25-71 SEER A++ 25-71 SCOP A+

All models in the series, from the low-capacity 25 to the high-capacity 71, have achieved the "Rank A++" for SEER and "Rank A+" for SCOP as energy-savings rating. For home use, such as in bedrooms and living rooms, to light commercial use, such as in offices, our air conditioners are contributing to reduced energy consumption in a wide range.

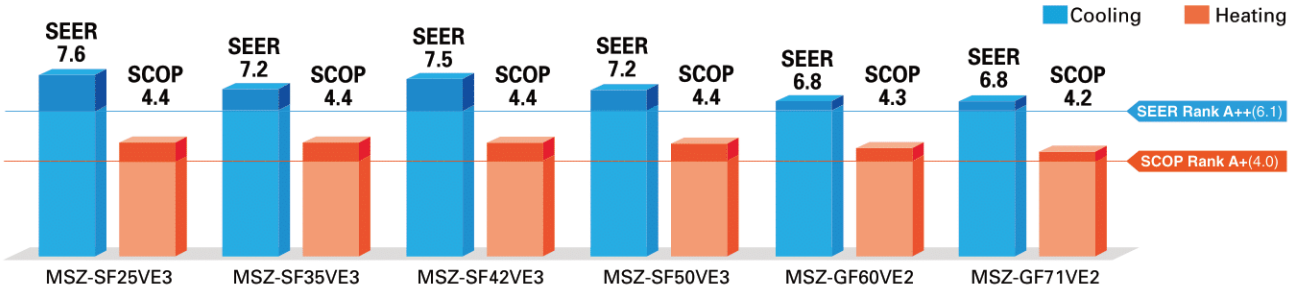

Wide Line-up

Eight different indoor units (Model 15-71) are available to meet your diversified air conditioning needs.

GOOD DESIGN AWARD 2014

MSZ-SF15 / 20VA*
*for MXZ connection

MSZ-SF25 / 35 / 42 / 50VE3

MSZ-GF60 / 71VE2

Compact and Stylish (MSZ-SF15/20VA)

The stylish, square indoor unit adds a touch of class to any room interior. The compact design is 64mm thinner than our previous indoor unit with the lowest output capacity (MSZ-GE22VA).

Comparison with our previous model GE

Family Design (MSZ-SF15/20/25/35/42/50)

Models in the 25-50 class are introduced as single-split units while retaining the popular design of the SF15/20VA* as indoor units exclusively for multi-systems. From small rooms to living rooms, it is possible to coordinate residences with a unified design.
*Size may vary.

"Weekly Timer"

Easily set desired temperatures and operation start/stop times to match lifestyle patterns. Reduce wasted energy consumption by using the timer to prevent forgetting to turn off the unit and eliminate temperature setting adjustments.

■ **Example Operation Pattern (Winter/Heating mode)**

	Mon.	Tues.	Wed.	Thurs.	Fri.	Sat.	Sun.
6:00	ON 20°C	ON 20°C	ON 20°C	ON 20°C	ON 20°C	ON 20°C	ON 20°C
8:00	Automatically changes to high-power operation at wake-up time						
10:00	OFF	OFF	OFF	OFF	OFF	ON 18°C	ON 18°C
12:00	Automatically turned off during work hours					Midday is warmer, so the temperature is set lower	
14:00							
16:00							
18:00	ON 20°C	ON 20°C	ON 20°C	ON 20°C	ON 20°C	ON 20°C	ON 20°C
20:00	Automatically turns on, synchronized with arrival at home					Automatically raises temperature setting to match time when outside-air temperature is low	
22:00							
(during sleeping hours)	ON 18°C	ON 18°C	ON 18°C	ON 18°C	ON 18°C	ON 18°C	ON 18°C
	Automatically lowers temperature at bedtime for energy-saving operation at night						

Settings

Pattern Settings: Input up to four settings for each day
Settings: •Start/Stop operation •Temperature setting ✻The operation mode cannot be set.

■ Easy set-up using dedicated buttons

The remote controller is equipped with buttons that are used exclusively for setting the Weekly Timer. Setting operation patterns is easy and quick.

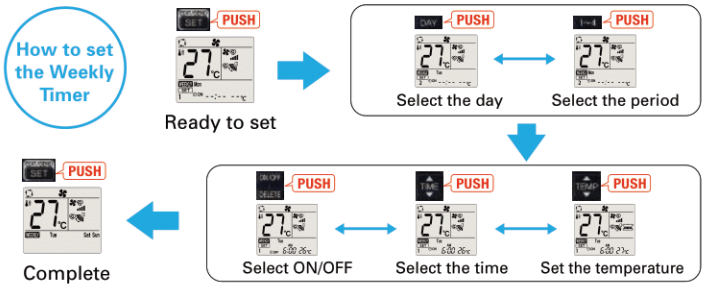

- Start by pushing the "SET" button and follow the instructions to set the desired patterns. Once all of the desired patterns are input, point the top end of the remote controller at the indoor unit and push the "SET" button one more time. (Push the "SET" button only after inputting all of the desired patterns into the remote controller memory. Pushing the "CANCEL" button will end the set-up process without sending the operation patterns to the indoor unit).
- It takes a few seconds to transmit the Weekly Timer operation patterns to the indoor unit. Please continue to point the remote controller at the indoor unit until all data has been sent.
- When "Weekly Timer" is set, temperature can not be set 10°C.

Low Standby Power

Electrical devices consume standby power even when they are not in actual use. While we obviously strive to reduce power consumption during actual use, reducing this wasted power that cannot be seen is also very important.

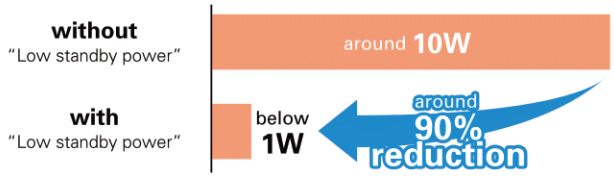

Air Purifying Filter (MSZ-SF25/35/42/50,MSZ-GF60/71)

This filter generates stable antibacterial and deodorising effects. The size of the three-dimensional surface has been increased as well, enlarging the filter capture area. These features give the Air Purifying Filter better dust collection performance than conventional filters. The superior air-cleaning effectiveness raises room comfort yet another level.

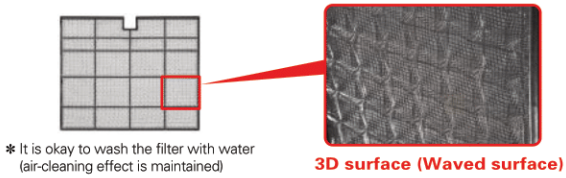

✻ It is okay to wash the filter with water (air-cleaning effect is maintained)

3D surface (Waved surface)

"i save" Mode

"i save" is a simplified setting function that recalls the preferred (preset) temperature by pressing a single button on the remote controller. Press the same button twice in repetition to immediately return to the previous temperature setting. Using this function contributes to comfortable, waste-free operation, realising the most suitable air conditioning settings and saving on power consumption when, for example, leaving the room or going to bed.

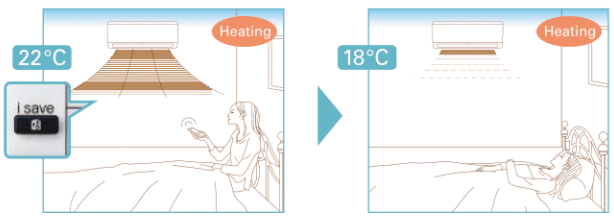

✻ Temperature can be preset to 10°C when heating in the "i-save" mode.

Outdoor Units for Cold Region (25/35/42/50)

Single split-type outdoor units are available in both standard and heater-equipped units. An electric heater is installed in each unit to prevent freezing in cold outdoor environments.

MSZ-S SERIES

DC Inverter

Indoor Unit

R410A

GOOD DESIGN AWARD 2014

MSZ-SF15/20VA

Outdoor Unit

For MXZ Connection Only

Remote Controller

Econo Cool | Pure White | AUTO VANE | SWING | AUTO | Weekly Timer | i save | ACO | Auto Restart | Optional | Group Control (Optional) | M-NET connection (Optional) | Wi-Fi Interface (Optional) | MXZ connection | Flare connection | Self Diagnosis | Failure Recall

Type				Inverter Heat Pump					
Indoor Unit				MSZ-SF15VA	MSZ-SF20VA	MSZ-SF25VE3	MSZ-SF25VE3	MSZ-SF35VE3	MSZ-SF35VE3
Outdoor Unit				for MXZ connection		MUZ-SF25VE	MUZ-SF25VEH	MUZ-SF35VE	MUZ-SF35VEH
Refrigerant				R410A(*1)					
Power Supply	Source			Outdoor Power supply					
	Outdoor (V / Phase / Hz)			230/Single/50					
Cooling	Design load		kW	-	-	2.5	2.5	3.5	3.5
	Annual electricity consumption (*2)		kWh/a	-	-	116	116	171	171
	SEER (*4)			-	-	7.6	7.6	7.2	7.2
		Energy efficiency class		-	-	A++	A++	A++	A++
	Capacity	Rated	kW	-	-	2.5	2.5	3.5	3.5
		Min-Max	kW	-	-	0.9-3.4	0.9-3.4	1.1-3.8	1.1-3.8
	Total Input	Rated	kW	-	-	0.600	0.600	1.080	1.080
Heating (Average Season)(*5)	Design load		kW	-	-	2.4(-10°C)	2.4(-10°C)	2.9(-10°C)	2.9(-10°C)
	Declared Capacity	at reference design temperature	kW	-	-	2.4(-10°C)	2.4(-10°C)	2.9(-10°C)	2.9(-10°C)
		at bivalent temperature	kW	-	-	2.4(-10°C)	2.4(-10°C)	2.9(-10°C)	2.9(-10°C)
		at operation limit temperature	kW	-	-	2.0(-15°C)	1.6(-20°C)	2.2(-15°C)	1.6(-20°C)
	Back up heating capacity		kW	-	-	0.0(-10°C)	0.0(-10°C)	0.0(-10°C)	0.0(-10°C)
	Annual electricity consumption (*2)		kWh/a	-	-	764	790	923	948
	SCOP (*4)			-	-	4.4	4.3	4.4	4.3
		Energy efficiency class		-	-	A+	A+	A+	A+
	Capacity	Rated	kW	-	-	3.2	3.2	4.0	4.0
		Min-Max	kW	-	-	1.0-4.1	1.0-4.1	1.3-4.6	1.3-4.6
	Total Input	Rated	kW	-	-	0.780	0.780	1.030	1.030
Operating Current (Max)			A	-	-	8.4	8.4	8.5	8.5
Indoor Unit	Input	Rated	kW	0.017	0.019	0.024	0.024	0.027	0.027
	Operating Current(Max)		A	0.17	0.19	0.2	0.2	0.3	0.3
	Dimensions	H*W*D	mm	250-760-168	250-760-168	299-798-195	299-798-195	299-798-195	299-798-195
	Weight		kg	7.7	7.7	10	10	10	10
	Air Volume (SLo-Lo-Mid-Hi-SHi(*3))	Cooling	m^3/min	3.5 - 3.9 - 4.6 - 5.5 - 6.4	3.5 - 3.9 - 4.6 - 5.5 - 6.9	3.2 - 4.1 - 5.6 - 7.2 - 9.1	3.2 - 4.1 - 5.6 - 7.2 - 9.1	3.2 - 4.1 - 5.6 - 7.2 - 9.1	3.2 - 4.1 - 5.6 - 7.2 - 9.1
		Heating	m^3/min	3.7 - 4.4 - 5.0 - 6.0 - 6.8	3.7 - 4.4 - 5.0 - 6.0 - 7.3	3.0 - 4.1 - 6.7 - 8.2 - 10.3	3.0 - 4.1 - 6.7 - 8.2 - 10.3	3.0 - 4.1 - 6.7 - 8.3 - 11.0	3.0 - 4.1 - 6.7 - 8.3 - 11.0
	Sound Level (SPL) (SLo-Lo-Mid-Hi-SHi(*3))	Cooling	dB(A)	21 - 26 - 30 - 35 - 40	21 - 26 - 30 - 35 - 42	19(*6) - 24 - 30 - 36 - 42	19(*6) - 24 - 30 - 36 - 42	19(*6) - 24 - 30 - 36 - 42	19(*6) - 24 - 30 - 36 - 42
		Heating	dB(A)	21 - 26 - 30 - 35 - 40	21 - 26 - 30 - 35 - 42	19(*6) - 24 - 34 - 39 - 45	19(*6) - 24 - 34 - 39 - 45	19(*6) - 24 - 34 - 40 - 46	19(*6) - 24 - 34 - 40 - 46
	Sound Level (PWL)	Cooling	dB(A)	59	60	57	57	57	57
Outdoor Unit	Dimensions	H*W*D	mm	-	-	550-800-285	550-800-285	550-800-285	550-800-285
	Weight		kg	-	-	31	31	31	31
	Air Volume	Cooling	m^3/min	-	-	31.1	31.1	35.9	35.9
		Heating	m^3/min	-	-	30.7	30.7	35.9	35.9
	Sound Level (SPL)	Cooling	dB(A)	-	-	47	47	49	49
		Heating	dB(A)	-	-	48	48	50	50
	Sound Level (PWL)	Cooling	dB(A)	-	-	58	58	62	62
	Operating Current (Max)		A	-	-	8.2	8.2	8.2	8.2
	Breaker Size		A	-	-	10	10	10	10
Ext. Piping	Diameter	Liquid/Gas	mm	6.35/9.52	6.35/9.52	6.35 / 9.52	6.35 / 9.52	6.35 / 9.52	6.35 / 9.52
	Max.Length	Out-In	m	-	-	20	20	20	20
	Max.Height	Out-In	m	-	-	12	12	12	12
Guaranteed Operating Range (Outdoor)		Cooling	℃	-	-	-10 ~ +46	-10 ~ +46	-10 ~ +46	-10 ~ +46
		Heating	℃	-	-	-15 ~ +24	-20 ~ +24	-15 ~ +24	-20 ~ +24

(*1) Refrigerant leakage contributes to climate change. Refrigerant with lower global warming potential (GWP) would contribute less to global warming than a refrigerant with higher GWP, if leaked to the atmosphere. This appliance contains a refrigerant fluid with a GWP equal to 1975. This means that if 1 kg of this refrigerant fluid would be leaked to the atmosphere, the impact on global warming would be 1975 times higher than 1 kg of CO_2, over a period of 100 years. Never try to interfere with the refrigerant circuit yourself or disassemble the product yourself and always ask a professional.
The GWP of R410A is 2088 in the IPCC 4th Assessment Report.
(*2) Energy consumption based on standard test results. Actual energy consumption will depend on how the appliance is used and where it is located.
(*3) SHi: Super High
(*4) SEER, SCOP and other related description are based on COMMISSION DELEGATED REGULATION (EU) No.626/2011. The temperature conditions for calculating SCOP are based on "Average Season".
(*5) Please see page 53-55 for heating (warmer season) specifications.
(*6) For single use: only 19dB(A). For multi use (MXZ): 21dB(A).

MSZ-S SERIES
MSZ-G SERIES

DC Inverter · Joint Lap · DC Fan Motor · PAM · Grooved Piping · SEER A++ · SCOP A+

Indoor Unit R410A

MSZ-SF25/35/42/50VE3

MSZ-GF60/71VE2

Outdoor Unit R410A

MUZ-SF25/35/42VE(H)

MUZ-SF50VE(H)
MUZ-GF60/71VE

Remote Controller

Econo Cool · Pure White · AUTO VANE · Silver-ion (Optional) · Air Purifying · SWING · SWING · AUTO · WIDE&LONG · Weekly Timer · i save · ACO · Auto Restart · Low Temp Cooling (Optional)

Group Control (Optional) · M-NET connection (Optional) · Wi-Fi Interface (Optional) · MXZ connection · Cleaning-free pipe route · Flare connection · Self Diagnosis · Failure Recall

Type				Inverter Heat Pump					
Indoor Unit				MSZ-SF42VE3	MSZ-SF42VE3	MSZ-SF50VE3	MSZ-SF50VE3	MSZ-GF60VE2	MSZ-GF71VE2
Outdoor Unit				MUZ-SF42VE	MUZ-SF42VEH	MUZ-SF50VE	MUZ-SF50VEH	MUZ-GF60VE	MUZ-GF71VE
Refrigerant				R410A(*1)					
Power Supply	Source			Outdoor Power supply					
	Outdoor (V / Phase / Hz)			230/Single/50					
Cooling	Design load		kW	4.2	4.2	5.0	5.0	6.1	7.1
	Annual electricity consumption (*2)		kWh/a	196	196	246	246	311	364
	SEER (*4)			7.5	7.5	7.2	7.2	6.8	6.8
		Energy efficiency class		A++	A++	A++	A++	A++	A++
	Capacity	Rated	kW	4.2	4.2	5.0	5.0	6.1	7.1
		Min-Max	kW	0.8-4.5	0.8-4.5	1.4-5.4	1.4-5.4	1.4-7.5	2.0-8.7
	Total Input	Rated	kW	1.340	1.340	1.660	1.660	1.790	2.130
Heating (Average Season)(*5)	Design load		kW	3.8 (-10°C)	3.8 (-10°C)	4.2 (-10°C)	4.2 (-10°C)	4.6 (-10°C)	6.7 (-10°C)
	Declared Capacity	at reference design temperature	kW	3.8 (-10°C)	3.8 (-10°C)	4.2 (-10°C)	4.2 (-10°C)	4.6 (-10°C)	6.7 (-10°C)
		at bivalent temperature	kW	3.8 (-10°C)	3.8 (-10°C)	4.2 (-10°C)	4.2 (-10°C)	4.6 (-10°C)	6.7 (-10°C)
		at operation limit temperature	kW	3.4 (-15°C)	2.2 (-20°C)	3.4 (-15°C)	2.3 (-20°C)	3.7 (-15°C)	5.4 (-15°C)
	Back up heating capacity		kW	0.0 (-10°C)	0.0 (-10°C)	0.0 (-10°C)	0.0 (-10°C)	0.0 (-10°C)	0.0 (-10°C)
	Annual electricity consumption (*2)		kWh/a	1215	1242	1351	1380	1489	2204
	SCOP (*4)			4.4	4.3	4.4	4.3	4.3	4.2
		Energy efficiency class		A+	A+	A+	A+	A+	A+
	Capacity	Rated	kW	5.4	5.4	5.8	5.8	6.8	8.1
		Min-Max	kW	1.3-6.0	1.3-6.0	1.4-7.3	1.4-7.3	2.0-9.3	2.2-9.9
	Total Input	Rated	kW	1.580	1.580	1.700	1.700	1.810	2.230
Operating Current (Max)			A	9.5	9.5	12.3	12.3	14.5	16.6
Indoor Unit	Input	Rated	kW	0.027	0.027	0.035	0.035	0.062	0.058
	Operating Current(Max)		A	0.3	0.3	0.3	0.3	0.5	0.5
	Dimensions	H*W*D	mm	299-798-195	299-798-195	299-798-195	299-798-195	325-1100-238	325-1100-238
	Weight		kg	10	10	10	10	16	16
	Air Volume (SLo-Lo-Mid-Hi-SHi(*3))	Cooling	m^3/min	4.7 - 5.8 - 6.7 - 7.9 - 9.1	4.7 - 5.8 - 6.7 - 7.9 - 9.1	5.1 - 6.2 - 7.0 - 8.2 - 9.9	5.1 - 6.2 - 7.0 - 8.2 - 9.9	9.8-11.3-13.4-15.6-18.3	9.7-11.5-13.3-15.4-17.8
		Heating	m^3/min	4.7 - 5.8 - 7.2 - 9.1 - 11.4	4.7 - 5.8 - 7.2 - 9.1 - 11.4	5.1 - 6.4 - 8.0 - 9.8 - 12.0	5.1 - 6.4 - 8.0 - 9.8 - 12.0	9.8-11.3-13.4-15.6-18.3	10.2-11.5-13.3-15.4-17.8
	Sound Level (SPL) (SLo-Lo-Mid-Hi-SHi(*3))	Cooling	dB(A)	26(*6) - 31 - 34 - 38 - 42	26(*6) - 31 - 34 - 38 - 42	28(*7) - 33 - 36 - 40 - 45	28(*7) - 33 - 36 - 40 - 45	29 - 37 -41 - 45 - 49	30 - 37 - 41 - 45 - 49
		Heating	dB(A)	26(*6) - 31 - 36 - 42 - 47	26(*6) - 31 - 36 - 42 - 47	28(*7) - 33 - 38 - 43 - 49	28(*7) - 33 - 38 - 43 - 49	29 - 37 - 41 - 45 - 49	30 - 37 - 41 - 45 - 49
	Sound Level (PWL)	Cooling	dB(A)	57	57	58	58	65	65
Outdoor Unit	Dimensions	H*W*D	mm	550-800-285	550-800-285	880-840-330	880-840-330	880-840-330	880-840-330
	Weight		kg	35	35	55	55	50	53
	Air Volume	Cooling	m^3/min	35.2	35.2	44.6	44.6	49.2	50.1
		Heating	m^3/min	33.6	33.6	44.6	44.6	49.2	48.2
	Sound Level (SPL)	Cooling	dB(A)	50	50	52	52	55	55
		Heating	dB(A)	51	51	52	52	55	55
	Sound Level (PWL)	Cooling	dB(A)	63	63	65	65	65	65
	Operating Current (Max)		A	9.2	9.2	12	12	14	16.1
	Breaker Size		A	10	10	16	16	20	20
Ext. Piping	Diameter	Liquid/Gas	mm	6.35 / 9.52	6.35 / 9.52	6.35 / 12.7	6.35 / 12.7	6.35/15.88	9.52/15.88
	Max.Length	Out-In	m	20	20	30	30	30	30
	Max.Height	Out-In	m	12	12	15	15	15	15
Guaranteed Operating Range (Outdoor)		Cooling	℃	-10 ~ +46	-10 ~ +46	-10 ~ +46	-10 ~ +46	-10 ~ +46	-10 ~ +46
		Heating	℃	-15 ~ +24	-20 ~ +24	-15 ~ +24	-20 ~ +24	-15 ~ +24	-15 ~ +24

(*1) Refrigerant leakage contributes to climate change. Refrigerant with lower global warming potential (GWP) would contribute less to global warming than a refrigerant with higher GWP, if leaked to the atmosphere. This appliance contains a refrigerant fluid with a GWP equal to 1975. This means that if 1 kg of this refrigerant fluid would be leaked to the atmosphere, the impact on global warming would be 1975 times higher than 1 kg of CO_2, over a period of 100 years. Never try to interfere with the refrigerant circuit yourself or disassemble the product yourself and always ask a professional.
The GWP of R410A is 2088 in the IPCC 4th Assessment Report.
(*2) Energy consumption based on standard test results. Actual energy consumption will depend on how the appliance is used and where it is located.
(*3) SHi: Super High
(*4) SEER, SCOP and other related description are based on COMMISSION DELEGATED REGULATION (EU) No.626/2011. The temperature conditions for calculating SCOP are based on "Average Season".
(*5) Please see page 53-55 for heating (warmer season) specifications.
(*6) For single use: only 26dB(A), For multi use (MXZ): 28dB(A).
(*7) For single use: only 28dB(A), For multi use (MXZ): 30dB(A).

R410A

MSZ-WN25/35VA

MSZ-W SERIES

Introducing a stylish indoor unit with high-performance air purifying filters. Wi-Fi and system controller connectivity, and a heating operation range down to –15°C contribute to greater room comfort.

Advanced Inverter Control – Efficient Operation All the Time

DC Inverter | 25/35 SEER A++ | 25/35 SCOP A+

Mitsubishi Electric's cutting-edge inverter technologies are adopted to provide automatic adjustment of operation load according to need. This reduces excessive consumption of electricity, and thereby realises an Energy Rank "A+".

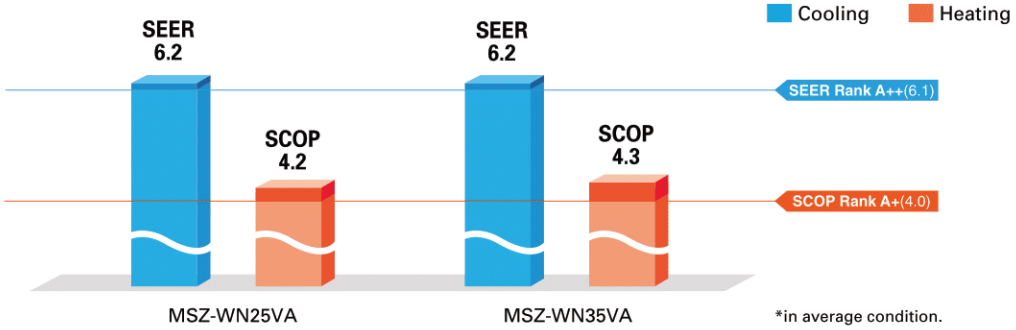

*in average condition.

Wider Heating Operating Range

As a result of an extended operating range in heating, these models accommodate a wider range of usage environments and applications than previous models.

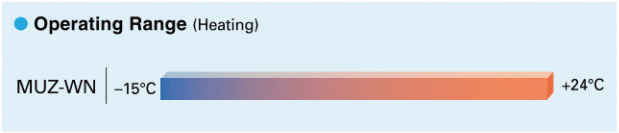

Wi-Fi and System Control

Wi-Fi Interface (Optional)
Optional interface enabling users to control air conditioners and check operating status via devices such as personal computers, tablets and smartphones.

System Control Interface (Optional)
- Remote on/off operation is possible by input to the connector.
- Depending on the interface used, connecting a wired remote-control such as the PAR-41MAA is possible.
- Centralised control is possible when connected to M-NET.

*Wi-Fi Interface and System Control Interface cannot be used simultaneously.

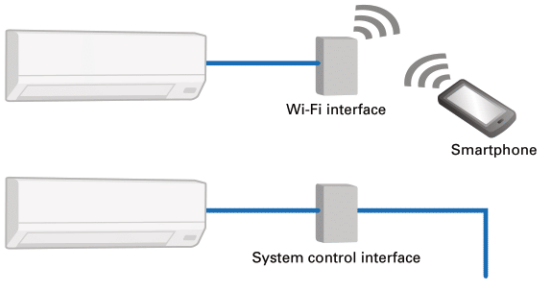

Silver-ionized Air Purifier Filter

The high performance filter is attached as standard. Captures the bacteria, pollen and other allergens in the air and neutralises them.

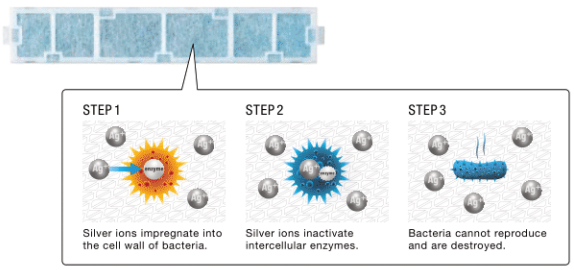

Air Purifying Filter

This filter generates stable antibacterial and deodorising effects. The size of the three-dimensional surface has been increased as well, enlarging the filter capture area. These features give the Air Purifying Filter better dust collection performance than conventional filters. The superior air-cleaning effectiveness raises room comfort yet another level.



✻ It is okay to wash the filter with water (air-cleaning effect is maintained)

3D surface (Waved surface)

MSZ-W SERIES

DC Inverter · Joint Lap · DC Fan Motor · PAM · Grooved Piping · SEER A++ · SCOP A+

Indoor Unit R410A

MSZ-WN25/35VA

Outdoor Unit R410A

MUZ-WN25/35VA

Remote Controller

Econo Cool · Pure White · AUTO VANE · Silver-ion · SWING · AUTO · Auto Restart · Low Temp Cooling · Optional · Centralised On/Off (Optional) · Group Control (Optional) · Wi-Fi Interface (Optional) · Cleaning-free pipe route · Flare connection · Self Diagnosis · Failure Recall

Type				Inverter Heat Pump	
Indoor Unit				MSZ-WN25VA	MSZ-WN35VA
Outdoor Unit				MUZ-WN25VA	MUZ-WN35VA
Refrigerant				R410A(*1)	
Power Supply	Source			Indoor Power Supply	
	Outdoor (V / Phase / Hz)			230V/Single/50Hz	
Cooling	Design load		kW	2.5	3.1
	Annual electricity consumption (*2)		kWh/a	141	173
	SEER (*4)			6.2	6.2
		Energy efficiency class		A++	A++
	Capacity	Rated	kW	2.5	3.15
		Min-Max	kW	1.3 - 3.0	1.4 - 3.5
	Total Input	Rated	kW	0.710	1.020
Heating (Average Season)(*5)	Design load		kW	1.9(-10°C)	2.4(-10°C)
	Declared Capacity	at reference design temperature	kW	1.9(-10°C)	2.4(-10°C)
		at bivalent temperature	kW	1.9(-10°C)	2.4(-10°C)
		at operation limit temperature	kW	1.6(-15°C)	2.0(-15°C)
	Back up heating capacity		kW	0.0(-10°C)	0.0(-10°C)
	Annual electricity consumption (*2)		kWh/a	628	793
	SCOP (*4)			4.2	4.3
		Energy efficiency class		A+	A+
	Capacity	Rated	kW	3.15	3.60
		Min-Max	kW	0.9 - 3.5	1.1 - 4.1
	Total Input	Rated	kW	0.850	0.975
Operating Current (Max)			A	5.8	6.5
Indoor Unit	Input	Rated	kW	0.020	0.026
	Operating Current(Max)		A	0.3	0.3
	Dimensions	H*W*D	mm	290-799-232	290-799-232
	Weight		kg	9	9
	Air Volume (Lo-Mid-Hi-SHi(*3))	Cooling	m^3/min	3.8 - 5.5 - 7.3 - 9.5	3.8 - 5.7 - 7.8 - 11.4
		Heating	m^3/min	3.5 - 5.5 - 7.5 - 10.0	3.5 - 5.5 - 7.5 - 10.3
	Sound Level (SPL) (Lo-Mid-Hi-SHi(*3))	Cooling	dB(A)	22 - 30 - 37 - 43	22 - 31 - 38 - 46
		Heating	dB(A)	23 - 30 - 37 - 43	23 - 30 - 37 - 44
	Sound Level (PWL)	Cooling	dB(A)	57	60
Outdoor Unit	Dimensions	H*W*D	mm	538-699-249	538-699-249
	Weight		kg	24	25
	Air Volume	Cooling	m^3/min	31.5	31.5
		Heating	m^3/min	31.5	31.5
	Sound Level (SPL)	Cooling	dB(A)	50	52
		Heating	dB(A)	50	52
	Sound Level (PWL)	Cooling	dB(A)	63	64
	Operating Current (Max)		A	5.5	6.2
	Breaker Size		A	10	10
Ext. Piping	Diameter	Liquid/Gas	mm	6.35/9.52	6.35/9.52
	Max.Length	Out-In	m	20	20
	Max.Height	Out-In	m	12	12
Guaranteed Operating Range (Outdoor)		Cooling	°C	-10 ~ +46	-10 ~ +46
		Heating	°C	-15 ~ +24	-15 ~ +24

(*1) Refrigerant leakage contributes to climate change. Refrigerant with lower global warming potential (GWP) would contribute less to global warming than a refrigerant with higher GWP, if leaked to the atmosphere. This appliance contains a refrigerant fluid with a GWP equal to 1975. This means that if 1 kg of this refrigerant fluid would be leaked to the atmosphere, the impact on global warming would be 1975 times higher than 1 kg of CO_2, over a period of 100 years. Never try to interfere with the refrigerant circuit yourself or disassemble the product yourself and always ask a professional.
The GWP of R410A is 2088 in the IPCC 4th Assessment Report.
(*2) Energy consumption based on standard test results. Actual energy consumption will depend on how the appliance is used and where it is located.
(*3) SHi: Super High
(*4) SEER, SCOP and other related description are based on COMMISSION DELEGATED REGULATION (EU) No.626/2011. The temperature conditions for calculating SCOP are based on "Average Season".
(*5) Please see page 53-55 for heating (warmer season) specifications.

R410A

MSZ-DM25/35VA

MSZ-D SERIES

Compact, high-performance indoor and outdoor units equipped with high-performance air purifying filters contribute to greater room comfort. Wi-Fi and system controller connectivity enable enhanced expandability.

Advanced Inverter Control – Efficient Operation All the Time

DC Inverter | 25/35 SEER A+ | 25/35 SCOP A+

Mitsubishi Electric's cutting-edge inverter technologies are adopted to provide automatic adjustment of operation load according to need. This reduces excessive consumption of electricity, and thereby realises an Energy Rank "A+".

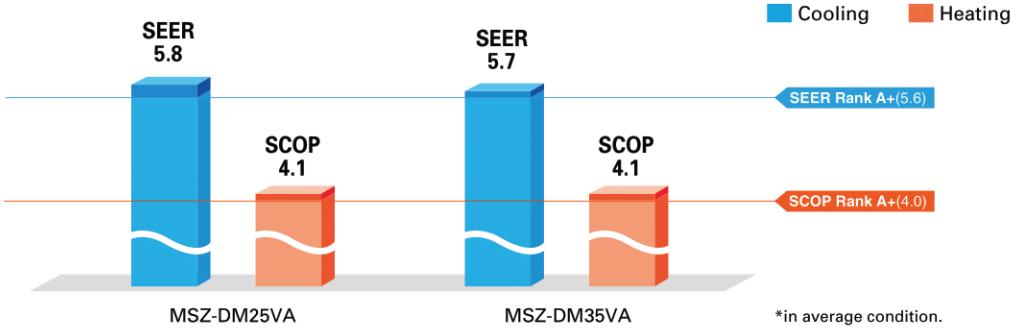

Wider Cooling Operating Range

As a result of an extended operating range in cooling, these models accommodate a wider range of usage environments and applications than previous models.

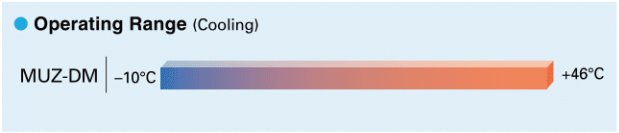

Wi-Fi and System Control

Wi-Fi Interface (Optional)
Optional interface enabling users to control air conditioners and check operating status via devices such as personal computers, tablets and smartphones.

System Control Interface (Optional)
- Remote on/off operation is possible by input to the connector.
- Depending on the interface used, connecting a wired remote-control such as the PAR-41MAA is possible.
- Centralised control is possible when connected to M-NET.

*Wi-Fi Interface and System Control Interface cannot be used simultaneously.

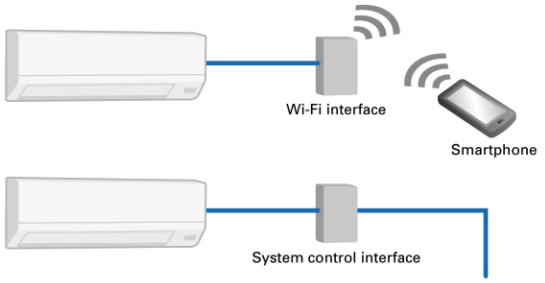

Silver-ionized Air Purifier Filter

The high performance filter is attached as standard. Captures the bacteria, pollen and other allergens in the air and neutralises them.

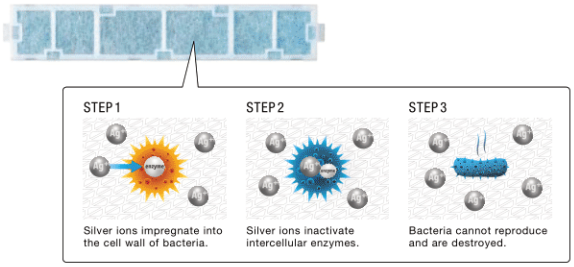

Compact Units

The width of both indoor and outdoor units are compact, making installation in smaller, tighter spaces possible.

Indoor Unit: MSZ-DM25VA

Only 799mm width

Outdoor Unit: MUZ-DM25/35VA

Only 699mm width

MSZ-D SERIES

DC Inverter · Joint Lap · DC Fan Motor · PAM · Grooved Piping · SEER A+ · SCOP A+

Indoor Unit R410A

MSZ-DM25/35VA

Outdoor Unit R410A

MUZ-DM25/35VA

Remote Controller

Econo Cool · Pure White · AUTO VANE · Silver-ion · SWING · AUTO · Auto Restart · Low Temp Cooling · Optional · Centralised On/Off · Optional · Group Control · Optional · Wi-Fi Interface · Optional · MXZ connection · MXZ-DM only · Cleaning-free pipe route · Flare connection · Self Diagnosis · Failure Recall

Type				Inverter Heat Pump	
Indoor Unit				MSZ-DM25VA	MSZ-DM35VA
Outdoor Unit				MUZ-DM25VA	MUZ-DM35VA
Refrigerant				R410A(*1)	
Power Supply	Source			Indoor Power supply	
	Outdoor (V / Phase / Hz)			230V/Single/50Hz	
Cooling	Design load		kW	2.5	3.1
	Annual electricity consumption (*2)		kWh/a	149	190
	SEER (*4)			5.8	5.7
		Energy efficiency class		A+	A+
	Capacity	Rated	kW	2.5	3.15
		Min-Max	kW	1.3 - 3.0	1.4 - 3.5
	Total Input	Rated	kW	0.710	1.020
Heating (Average Season)(*5)	Design load		kW	1.9 (-10°C)	2.4 (-10°C)
	Declared Capacity	at reference design temperature	kW	1.9 (-10°C)	2.4 (-10°C)
		at bivalent temperature	kW	1.9 (-10°C)	2.4 (-10°C)
		at operation limit temperature	kW	1.9 (-10°C)	2.4 (-10°C)
	Back up heating capacity		kW	0.0 (-10°C)	0.0 (-10°C)
	Annual electricity consumption (*2)		kWh/a	647	809
	SCOP (*4)			4.1	4.1
		Energy efficiency class		A+	A+
	Capacity	Rated	kW	3.15	3.6
		Min-Max	kW	0.9 - 3.5	1.1 - 4.1
	Total Input	Rated	kW	0.850	0.975
Operating Current (Max)			A	5.8	6.5
Indoor Unit	Input	Rated	kW	0.020	0.024
	Operating Current(Max)		A	0.3	0.3
	Dimensions	H*W*D	mm	290-799-232	290-799-232
	Weight		kg	9	9
	Air Volume (SLo-Lo-Mid-Hi-SHi(*3))	Cooling	m^3/min	3.8 - 5.5 - 7.3 - 9.5	3.8 - 5.7 - 7.8 - 10.9
		Heating	m^3/min	3.5 - 5.5 - 7.5 - 10.0	3.5 - 5.5 - 7.5 - 10.3
	Sound Level (SPL) (SLo-Lo-Mid-Hi-SHi(*3))	Cooling	dB(A)	22 - 30 - 37 - 43	22 - 31 - 38 - 45
		Heating	dB(A)	23 - 30 - 37 - 43	23 - 30 - 37 - 44
	Sound Level (PWL)	Cooling	dB(A)	57	60
Outdoor Unit	Dimensions	H*W*D	mm	538-699-249	538-699-249
	Weight		kg	24	25
	Air Volume	Cooling	m^3/min	31.5	31.5
		Heating	m^3/min	31.5	31.5
	Sound Level (SPL)	Cooling	dB(A)	50	51
		Heating	dB(A)	50	51
	Sound Level (PWL)	Cooling	dB(A)	63	64
	Operating Current (Max)		A	5.5	6.2
	Breaker Size		A	10	10
Ext. Piping	Diameter	Liquid/Gas	mm	6.35/9.52	6.35/9.52
	Max.Length	Out-In	m	20	20
	Max.Height	Out-In	m	12	12
Guaranteed Operating Range (Outdoor)		Cooling	℃	-10 ~ +46	-10 ~ +46
		Heating	℃	-10 ~ +24	-10 ~ +24

(*1) Refrigerant leakage contributes to climate change. Refrigerant with lower global warming potential (GWP) would contribute less to global warming than a refrigerant with higher GWP, if leaked to the atmosphere. This appliance contains a refrigerant fluid with a GWP equal to 1975. This means that if 1 kg of this refrigerant fluid would be leaked to the atmosphere, the impact on global warming would be 1975 times higher than 1 kg of CO_2, over a period of 100 years. Never try to interfere with the refrigerant circuit yourself or disassemble the product yourself and always ask a professional.
The GWP of R410A is 2088 in the IPCC 4th Assessment Report.
(*2) Energy consumption based on standard test results. Actual energy consumption will depend on how the appliance is used and where it is located.
(*3) SHi: Super High
(*4) SEER, SCOP and other related description are based on COMMISSION DELEGATED REGULATION (EU) No.626/2011. The temperature conditions for calculating SCOP are based on "Average Season".
(*5) Please see page 53-55 for heating (warmer season) specifications.

R410A

MSZ-HJ25/35/50VA

MSZ-HJ60/71VA

MSZ-H SERIES

Compact, high-performance indoor and outdoor units and advanced inverter technologies provide superior energy savings and comfort in all rooms.

Stylish Design with Flat Panel Front

A stylish flat panel design is employed for the front of the indoor unit. The simple look matches room aesthetics.

Advanced Inverter Control – Efficient Operation All the Time

DC Inverter | 25/35 SEER A | 25/35 SCOP A | 50/60/71 SEER A+ | 50/60/71 SCOP A+

Mitsubishi Electric's cutting-edge inverter technologies are adopted to provide automatic adjustment of operation load according to need. This reduces excessive consumption of electricity, and thereby realises an Energy Rank "A" rating for 25/35 classes and "A+" for 50/60/71 classes.

Silent Operation

Quiet, relaxing space is within reach. Operational noise is a low 22dB (25/35 classes). Operation is so silent you might even forget the air conditioner is on.

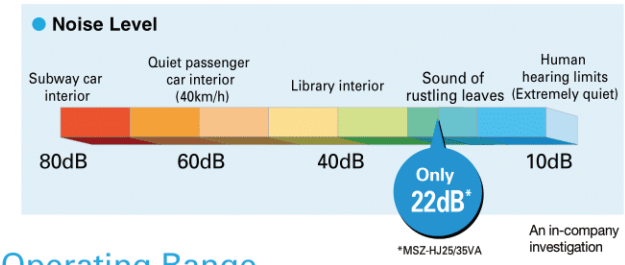

Long Piping Length

Compared to previous models, the piping length is significantly increased, further enhancing the ease and flexibility of installation.

	MSZ-HJ60/71	MSZ-HJ25/35/50	MSZ-HC
Max piping length	30m	20m	10m
Max piping height difference	15m	12m	5m

Operating Range

As a result of an extended operating range in cooling, these models accommodate a wider range of usage environments and applications than previous models.

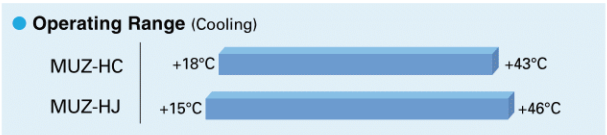

Compact Units

The widths of both indoor and outdoor units are compact, making installation in smaller, tighter spaces possible.

Indoor Unit: MSZ-HJ25/35/50VA

Only 799mm width

Outdoor Unit: MUZ-HJ25/35VA

Only 699mm width

Compared to other models, width is down by 16%.



MSZ-H SERIES

DC Inverter | Joint Lap | 50/60/71 DC Fan Motor | PAM | Grooved Piping | 50/60/71 SEER A+ | 50/60/71 SCOP A+

Indoor Unit R410A

MSZ-HJ25/35/50VA

MSZ-HJ60/71VA

Outdoor Unit R410A

MUZ-HJ25/35VA

MUZ-HJ50VA

MUZ-HJ60/71VA

Remote Controller

Econo Cool | Pure White | AUTO VANE | Silver-ion (Optional) | SWING | AUTO | Auto Restart | Cleaning-free pipe reuse | Flare connection | Self Diagnosis | Failure Recall | MXZ connection (25 / 35 / 50 MXZ-DM only)

Type				Inverter Heat Pump				
Indoor Unit				MSZ-HJ25VA	MSZ-HJ35VA	MSZ-HJ50VA	MSZ-HJ60VA	MSZ-HJ71VA
Outdoor Unit				MUZ-HJ25VA	MUZ-HJ35VA	MUZ-HJ50VA	MUZ-HJ60VA	MUZ-HJ71VA
Refrigerant				R410A(*1)				
Power Supply	Source			Indoor Power supply				
	Outdoor (V / Phase / Hz)			230V/Single/50Hz				
Cooling	Design load		kW	2.5	3.1	5.0	6.1	7.1
	Annual electricity consumption (*2)		kWh/a	171	212	292	354	441
	SEER (*4)			5.1	5.1	6.0	6.0	5.6
		Energy efficiency class		A	A	A+	A+	A+
	Capacity	Rated	kW	2.5	3.15	5.0	6.1	7.1
		Min-Max	kW	1.3 - 3.0	1.4 - 3.5	1.3 - 5.0	1.7 - 7.1	1.8 - 7.1
	Total Input	Rated	kW	0.730	1.040	2.050	1.900	2.330
Heating (Average Season)(*5)	Design load		kW	1.9 (-10°C)	2.4 (-10°C)	3.8 (-10°C)	4.6 (-10°C)	5.4 (-10°C)
	Declared Capacity	at reference design temperature	kW	1.9 (-10°C)	2.4 (-10°C)	3.8 (-10°C)	4.6 (-10°C)	5.4 (-10°C)
		at bivalent temperature	kW	1.9 (-10°C)	2.4 (-10°C)	3.8 (-10°C)	4.6 (-10°C)	5.4 (-10°C)
		at operation limit temperature	kW	1.9 (-10°C)	2.4 (-10°C)	3.8 (-10°C)	4.6 (-10°C)	5.4 (-10°C)
	Back up heating capacity		kW	0.0 (-10°C)	0.0 (-10°C)	0.0 (-10°C)	0.0 (-10°C)	0.0 (-10°C)
	Annual electricity consumption (*2)		kWh/a	698	885	1267	1544	1854
	SCOP (*4)			3.8	3.8	4.2	4.1	4.0
		Energy efficiency class		A	A	A+	A+	A+
	Capacity	Rated	kW	3.15	3.6	5.4	6.8	8.1
		Min-Max	kW	0.9 - 3.5	1.1 - 4.1	1.4 - 6.5	1.5 - 8.4	1.5 - 8.5
	Total Input	Rated	kW	0.870	0.995	1.480	1.970	2.440
Operating Current (Max)			A	5.8	6.5	9.8	12.5	12.5
Indoor Unit	Input	Rated	kW	0.020	0.024	0.037	0.055	0.055
	Operating Current(Max)		A	0.3	0.3	0.4	0.5	0.5
	Dimensions	H*W*D	mm	290-799-232	290-799-232	290-799-232	305-923-250	305-923-250
	Weight		kg	9	9	9	13	13
	Air Volume (SLo-Lo-Mid-Hi-SHi(*3))	Cooling	m^3/min	3.8 - 5.5 - 7.3 - 9.5	3.8 - 5.7 - 7.8 - 10.9	6.3 - 9.1 - 11.1 - 12.9	9.3 - 12.2 - 15.0 - 19.9	10.0 - 12.2 - 15.0 - 19.9
		Heating	m^3/min	3.5 - 5.5 - 7.5 - 10.0	3.5 - 5.5 - 7.5 - 10.3	6.1 - 8.3 - 11.1 - 14.3	9.4 - 12.5 - 16.0 - 19.9	10.3 - 12.7 - 16.4 - 19.9
	Sound Level (SPL) (SLo-Lo-Mid-Hi-SHi(*3))	Cooling	dB(A)	22 - 30 - 37 - 43	22 - 31 - 38 - 45	28 - 36 - 40 - 45	31 - 38 - 44 - 50	33 - 38 - 44 - 50
		Heating	dB(A)	23 - 30 - 37 - 43	23 - 30 - 37 - 44	27 - 34 - 41 - 47	31 - 38 - 44 - 49	33 - 38 - 44 - 49
	Sound Level (PWL)	Cooling	dB(A)	57	60	60	65	65
Outdoor Unit	Dimensions	H*W*D	mm	538-699-249	538-699-249	550-800-285	880-840-330	880-840-330
	Weight		kg	24	25	36	55	55
	Air Volume	Cooling	m^3/min	31.5	31.5	36.3	47.9	49.3
		Heating	m^3/min	31.5	31.5	34.8	47.9	47.9
	Sound Level (SPL)	Cooling	dB(A)	50	50	50	55	55
		Heating	dB(A)	50	50	51	55	55
	Sound Level (PWL)	Cooling	dB(A)	63	64	64	65	66
	Operating Current (Max)		A	5.5	6.2	9.4	12.0	12.0
	Breaker Size		A	10	10	12	16	16
Ext. Piping	Diameter	Liquid/Gas	mm	6.35/9.52	6.35/9.52	6.35/12.7	6.35/15.88	9.52/15.88
	Max.Length	Out-In	m	20	20	20	30	30
	Max.Height	Out-In	m	12	12	12	15	15
Guaranteed Operating Range (Outdoor)		Cooling	℃	+15 ~ +46	+15 ~ +46	+15 ~ +46	+15 ~ +46	+15 ~ +46
		Heating	℃	-10 ~ +24	-10 ~ +24	-10 ~ +24	-10 ~ +24	-10 ~ +24

(*1) Refrigerant leakage contributes to climate change. Refrigerant with lower global warming potential (GWP) would contribute less to global warming than a refrigerant with higher GWP, if leaked to the atmosphere. This appliance contains a refrigerant fluid with a GWP equal to 1975. This means that if 1 kg of this refrigerant fluid would be leaked to the atmosphere, the impact on global warming would be 1975 times higher than 1 kg of CO_2, over a period of 100 years. Never try to interfere with the refrigerant circuit yourself or disassemble the product yourself and always ask a professional.
The GWP of R410A is 2088 in the IPCC 4th Assessment Report.
(*2) Energy consumption based on standard test results. Actual energy consumption will depend on how the appliance is used and where it is located.
(*3) SHi: Super High
(*4) SEER, SCOP and other related description are based on COMMISSION DELEGATED REGULATION (EU) No.626/2011. The temperature conditions for calculating SCOP are based on "Average Season".
(*5) Please see page 53-55 for heating (warmer season) specifications.

MFZ-KT25/35/50/60VG

R32

MFZ SERIES

High Capacity, Energy Savings and a Design in Harmony with Living Spaces
Raise the Value of Your Room to the Next Level.

GOOD DESIGN AWARD 2014

Simple, Flat Design

Uneven surfaces have been smoothed to provide a simple design with linear beauty, harmonised with all types of interiors.

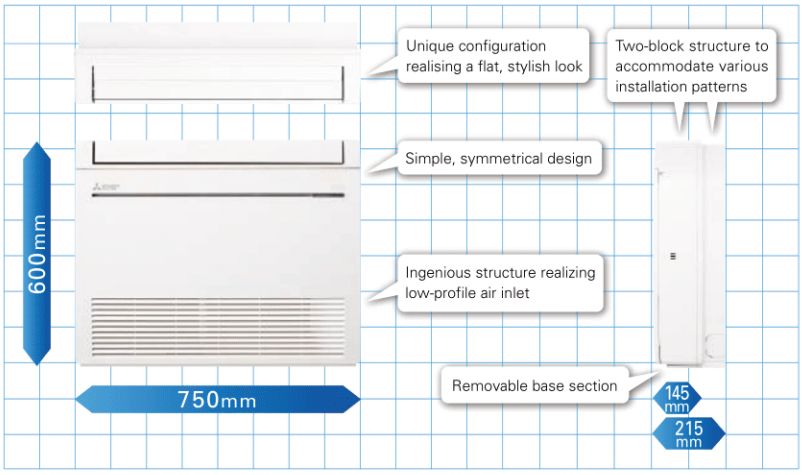

Images of installed unit



New Line-up

New models have been introduced to expand the line-up. The diverse selection enables the best solution for both customers and locations.

Capacity	2.5kW	3.5kW	5.0kW	6.0kW
MFZ-KJ	✓	✓	✓	
MFZ-KT	✓	✓	✓	✓

Multi-flow Vane

Three uniquely shaped vanes control the airflow and allow the freedom to customize comfort according to preferences.

When heating



Rapid heating

Warm air is blown out in a downward direction and then sucked back into the unit to quickly raise the temperature of the air being blown out.

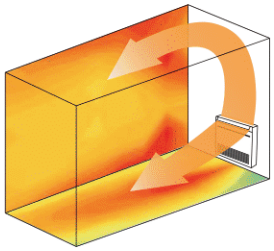

When cooling

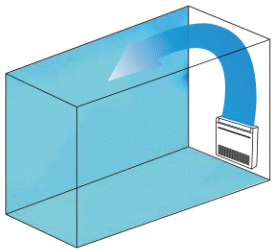

*The downward airflow is also possible as well as heating.

Weekly Timer (Introduced in response to market demand)

Temperature settings and On/Off control can be managed over a period of one week using the Weekly Timer. Up to eight setting patterns per calendar day are possible.

V Blocking Filter

V Blocking Filter with antiviral effect inhibits 99% of adhered virus, and other harmful substances, such as bacteria, mold and allergen. Two-layered filter with non-woven fabric and electrostatic filter can effectively capture and remove small particles from the air in your room.

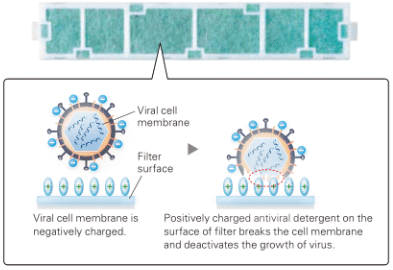

Quiet Operation

The indoor unit noise level is as low as 19dB for MFZ Series, offering a peaceful inside environment.

*Single connection only.

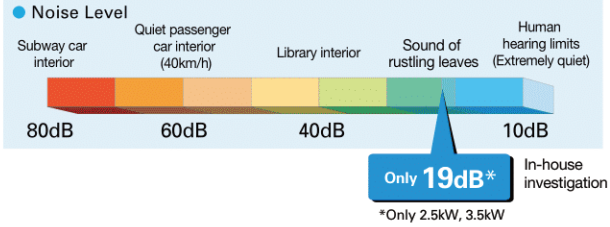

*Only 2.5kW, 3.5kW

MFZ-KT SERIES

DC Inverter | DC Fan Motor | PAM | Grooved Piping | SEER A++ | SCOP A+

Indoor Unit R32

MFZ-KT25/35/50/60VG

GOOD DESIGN AWARD 2014

Outdoor Unit R32

SUZ-M25/35VA

SUZ-M50VA

SUZ-M60VA

Remote Controller

Enclosed in MFZ-KT

*optional

*optional

*optional

Econo Cool | Pure White | AUTO VANE | Silver-ion (Optional) | V Blocking Filter | Air Purifying | SWING | AUTO | Weekly Timer | i save | ACO | Auto Restart | Low Temp Cooling | (Optional) | Group Control (Optional)

M-NET connection (Optional) | Wi-Fi Interface (Optional) | MXZ connection | 10°C | Cleaning-free pipe reuse | Flare connection | Self Diagnosis | Failure Recall

Type				Inverter Heat Pump			
Indoor Unit				MFZ-KT25VG	MFZ-KT35VG	MFZ-KT50VG	MFZ-KT60VG
Outdoor Unit				SUZ-M25VA	SUZ-M35VA	SUZ-M50VA	SUZ-M60VA
Refrigerant				R32(*1)	R32(*1)	R32(*1)	R32(*1)
Power Supply	Source			Outdoor power supply			
	Outdoor(V/Phase/Hz)			230 / Single / 50			
Cooling	Design load		kW	2.5	3.5	5.0	6.1
	Annual electricity consumption (*2)		kWh/a	134	185	257	343
	SEER (*4), (*5)			6.5	6.6	6.8	6.2
		Energy efficiency class		A++	A++	A++	A++
	Capacity	Rated	kW	2.5	3.5	5.0	6.1
		Min-Max	kW	1.6 - 3.2	0.9 - 3.9	1.2 - 5.6	1.7 - 6.3
	Total Input	Rated	kW	0.62	1.06	1.55	1.84
Heating (Average Season)	Design load		kW	2.2	2.6	4.3	4.6
	Declared Capacity	at reference design temperature	kW	2.0 (-10°C)	2.3 (-10°C)	3.5 (-10°C)	4.1 (-10°C)
		at bivalent temperature	kW	2.0 (-7°C)	2.3 (-7°C)	3.9 (-7°C)	4.1 (-7°C)
		at operation limit temperature	kW	2.0 (-10°C)	2.3 (-10°C)	3.5 (-10°C)	4.1 (-10°C)
	Back up heating capacity		kW	0.2	0.3	0.8	0.5
	Annual electricity consumption (*2)		kWh/a	732	825	1423	1568
	SCOP (*4), (*5)			4.2	4.4	4.2	4.1
		Energy efficiency class		A+	A+	A+	A+
	Capacity	Rated	kW	3.4	4.3	6.0	7.0
		Min-Max	kW	1.3 - 4.2	1.1 - 5.0	1.5 - 7.2	1.6 - 8.0
	Total Input	Rated	kW	0.91	1.26	1.86	2.18
Operating Current (Max)			A	7.0	8.7	14.0	15.4
Indoor Unit	Input	Rated	kW	0.020 / 0.024	0.020 / 0.024	0.037 / 0.052	0.063 / 0.059
	Operating Current(Max)		A	0.20	0.20	0.45	0.55
	Dimensions	H*W*D	mm	600-750-215	600-750-215	600-750-215	600-750-215
	Weight		kg	14.5	14.5	14.5	15.0
	Air Volume	Cooling	m³/min	3.9 - 4.8 - 6.5 - 7.8 - 8.9	3.9 - 4.8 - 6.5 - 7.8 - 8.9	5.6 - 6.7 - 8.6 - 10.4 - 12.3	5.6 - 8.0 - 9.6 - 12.3 - 15.0
	(SLo-Lo-Mid-Hi-SHi (*3))	Heating	m³/min	3.5 - 4.0 - 5.6 - 7.3 - 9.7	3.5 - 4.0 - 5.6 - 7.3 - 9.7	6.0 - 7.7 - 9.4 - 11.6 - 14.0	6.0 - 7.7 - 9.7 - 12.5 - 14.6
	Sound Level (SPL)	Cooling	dB(A)	19 - 24 - 31 - 37 - 41	19 - 24 - 31 - 37 - 41	28 - 32 - 37 - 42 - 48	28 - 36 - 40 - 46 - 53
	(SLo-Lo-Mid-Hi-SHi (*3))	Heating	dB(A)	19 - 23 - 30 - 37 - 44	19 - 23 - 30 - 37 - 44	29 - 35 - 40 - 44 - 49	29 - 35 - 41 - 47 - 51
	Sound Level (PWL)	Cooling	dB(A)	54	54	60	65
Outdoor Unit	Dimensions	H*W*D	mm	550-800-285	550-800-285	714-800-285	880-840-300
	Weight		kg	30	35	41	54
	Air Volume	Cooling	m³/min	36.3	34.3	45.8	50.1
		Heating	m³/min	34.6	32.7	43.7	50.1
	Sound Level (SPL)	Cooling	dB(A)	45	48	48	49
		Heating	dB(A)	46	48	49	51
	Sound Level (PWL)	Cooling	dB(A)	59	59	64	65
	Operating Current(Max)		A	7	9	14	15
	Breaker Size		A	10	10	16	16
Ext. Piping	Diameter	Liquid/Gas	mm	6.35 / 9.52	6.35 / 9.52	6.35 / 12.7	6.35 / 15.88
	Max.Length	Out-In	m	20	20	30	30
	Max.Height	Out-In	m	12	12	30	30
Guaranteed Operating Range [Outdoor]		Cooling	℃	-10 ~ +46	-10 ~ +46	-15 ~ +46	-15 ~ +46
		Heating	℃	-10 ~ +24	-10 ~ +24	-10 ~ +24	-10 ~ +24

(*1) Refrigerant leakage contributes to climate change. Refrigerant with lower global warming potential (GWP) would contribute less to global warming than a refrigerant with higher GWP, if leaked to the atmosphere. This appliance contains a refrigerant fluid with a GWP equal to 1975. This means that if 1 kg of this refrigerant fluid would be leaked to the atmosphere, the impact on global warming would be 1975 times higher than 1 kg of CO_2, over a period of 100 years. Never try to interfere with the refrigerant circuit yourself or disassemble the product yourself and always ask a professional.
The GWP of R410A is 2088 in the IPCC 4th Assessment Report.
(*2) Energy consumption based on standard test results. Actual energy consumption will depend on how the appliance is used and where it is located.
(*3) SHi: Super High
(*4) SEER, SCOP and other related description are based on COMMISSION DELEGATED REGULATION (EU) No.626/2011. The temperature conditions for calculating SCOP are based on "Average Season".
(*5) SEER and SCOP are based on 2009/125/EC:Energy-related Products Directive and Regulation(EU) No206/2012.

MLZ SERIES

R32
R410A
Multi

Introducing a new type of ceiling cassette for the Multi-Split Series with streamed interior dimensions and a sharp, sleek appearance.

MLZ-KP25/35/50VF

GOOD DESIGN AWARD 2017

reddot award 2018 winner

Slim Design

Industry leading slim body realized a simple design with linear beauty.



Ceiling Mounted

Installing the ceiling-mounted MLZ Series unit in a room creates a more spacious feel that enhances room comfort. This overhead format is also an excellent solution when lighting equipment is installed at the centre of the room and fixtures such as book shelves are mounted on wall surfaces.

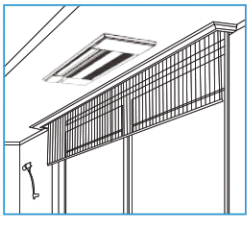

Slim Body

The new units are designed with a slim body (only 185mm high), ensuring easy installation even when low ceiling cavities limit installation space. The need for ceiling cavity service space is also eliminated, further reducing the dimensions required for installation.

Set Airflow According to Ceiling Height

Dual-level airflow selection is engineered to accommodate specific ceiling heights. This is a key feature for adjusting airflow effectively when it is either too strong or too weak due to being mismatched with the height of the ceiling.

	25	35	50
Standard	2.4m	2.4m	2.4m
High ceiling	2.7m	2.7m	2.7m

Auto Vane Control

Outlet vanes can be moved left and right, and up and down using the remote controller. This improved airflow control feature solves the problem of drafts.

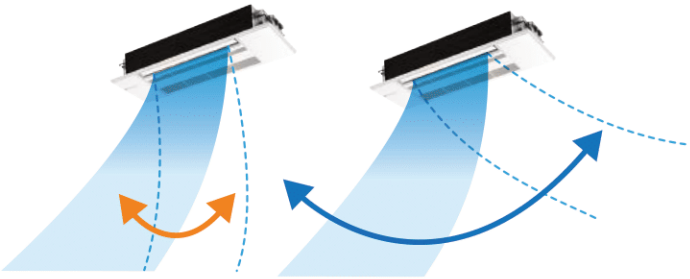

Up and Down **Left and Right**

✻Only available when Econo Cool is set.

Horizontal Airflow

The new airflow control completely eliminates that uncomfortable drafty-feeling with the introduction of a horizontal airflow that spreads across the ceiling. The ideal airflow for offices and restaurants.

[Horizontal Airflow]
Model name: MLZ-KP35VF
Ceiling height: 2.4m
Model: Cooling

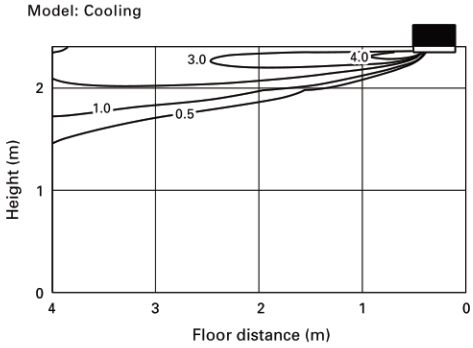

Weekly Timer Built-in Weekly Timer Function

Easily set desired temperatures and operation ON/OFF times to match lifestyle patterns. Reduce wasted energy consumption by using the timer to prevent forgetting to turn off the unit and eliminate temperature setting adjustments.

■ Example Operation Pattern (Winter/Heating mode)

	Mon.	Tues.	Wed.	Thurs.	Fri.	Sat.	Sun.
6:00	ON 20°C	ON 20°C	ON 20°C	ON 20°C	ON 20°C	ON 20°C	ON 20°C
8:00	Automatically changes to high-power operation at wake-up time						
10:00	OFF	OFF	OFF	OFF	OFF	ON 18°C	ON 18°C
12:00							
14:00	Automatically turned off during work hours					Midday is warmer, so the temperature is set lower	
16:00							
18:00	ON 22°C	ON 22°C	ON 22°C	ON 22°C	ON 22°C	ON 22°C	ON 22°C
20:00	Automatically turns on, synchronized with arrival at home					Automatically raises temperature setting to match time when outside-air temperature is low	
22:00							
(during sleeping hours)	ON 18°C	ON 18°C	ON 18°C	ON 18°C	ON 18°C	ON 10°C	ON 10°C
	Automatically lowers temperature at bedtime for energy-saving operation at night						

Settings **Pattern Settings:** Input up to four settings for each day
Settings: •Start/Stop operation •Temperature setting ✻The operation mode cannot be set.

■ Easy set-up using dedicated buttons

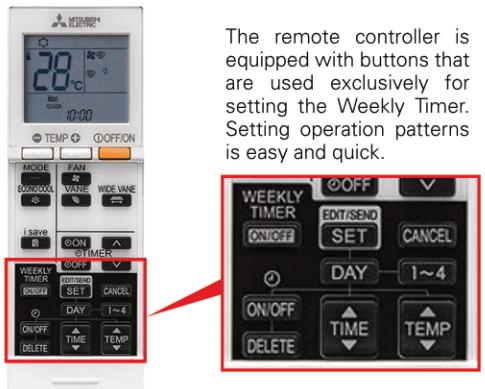

The remote controller is equipped with buttons that are used exclusively for setting the Weekly Timer. Setting operation patterns is easy and quick.

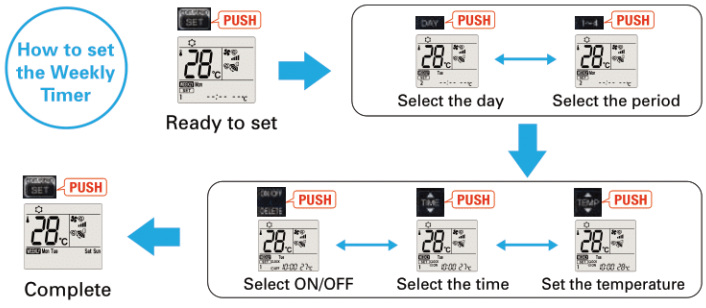

- Start by pushing the "SET" button and follow the instructions to set the desired patterns. Once all of the desired patterns are input, point the top end of the remote controller at the indoor unit and push the "SET" button one more time. (Push the "SET" button only after inputting all of the desired patterns into the remote controller memory. Pushing the "CANCEL" button will end the set-up process without sending the operation patterns to the indoor unit).
- It takes a few seconds to transmit the Weekly Timer operation patterns to the indoor unit. Please continue to point the remote controller at the indoor unit until all data has been sent.

Easy Installation

Industry leading Slim Body

Inovative size which enables to fold the refrigerant piping above the unit.



Dimension: 185(H)×1102(W)×360(D)mm

Temporary hanging hook

Work efficiency has improved during installation.

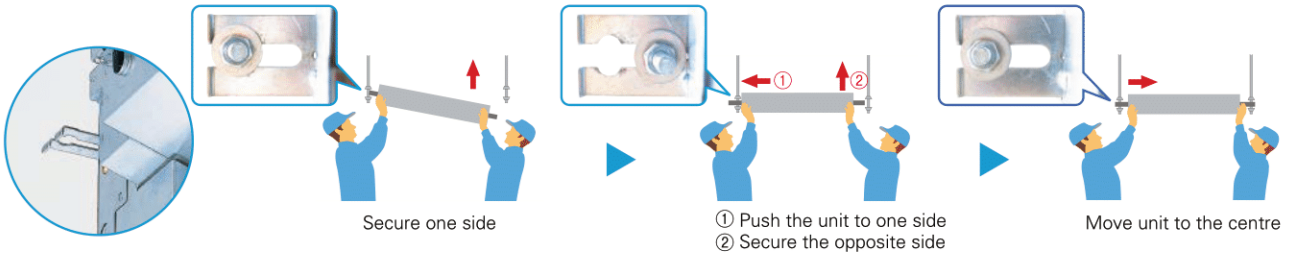

Drain Piping Supporters + Drain Cover



Wi-Fi Interface Installation (Optional)

The indoor unit panel is equipped with a Wi-Fi Interface pocket, contributing to the beautiful appearance, easy installation, and maintenance.

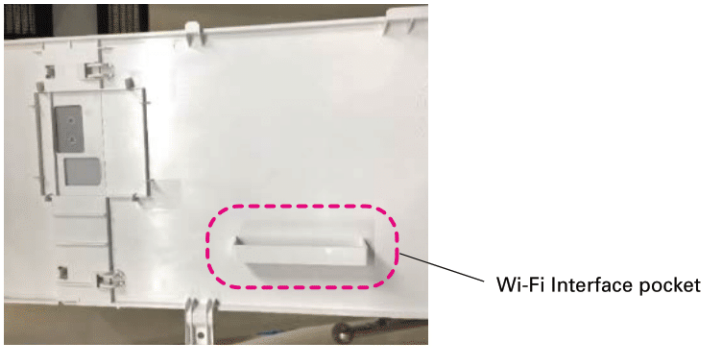

MLZ-KP SERIES

DC Inverter

Indoor Unit

R32

MLZ-KP25/35/50VF

GOOD DESIGN AWARD 2017

Panel

MLP-444W

Outdoor Unit

SUZ-M25/35VA

SUZ-M50VA

Remote Controller

Enclosed in MLZ-KP

*optional

*optional

*optional

Econo Cool | AUTO VANE | Silver-ion (Optional) | V Blocking Filter (Optional) | Air Purifying | SWING (Optional) | High Ceiling | AUTO | Weekly Timer | ACO | Auto Restart | (Optional) | Group Control (Optional) | M-NET connection (Optional) | Wi-Fi Interface (Optional)

MXZ connection | 10°C | Drain Lift Up | Flare connection | Self Diagnosis | Failure Recall

Type				Inverter Heat Pump		
Indoor Unit				MLZ-KP25VF	MLZ-KP35VF	MLZ-KP50VF
Outdoor Unit				SUZ-M25VA	SUZ-M35VA	SUZ-M50VA
Refrigerant				R32(*1)		
Power Supply	Source			Outdoor Power supply		
	Outdoor (V / Phase / Hz)			230V / Single / 50Hz		
Cooling	Design load		kW	2.5	3.5	5.0
	Annual electricity consumption (*2)		kWh/a	141	175	260
	SEER (*4), (*5)			6.2	7.0	6.7
		Energy efficiency class		A++	A++	A++
	Capacity	Rated	kW	2.5	3.5	5.0
		Min-Max	kW	1.4 - 3.2	0.8 - 3.9	1.7 - 5.6
	Total Input	Rated	kW	0.59	0.94	1.38
Heating (Average Season)	Design load		kW	2.2	2.6	4.3
	Declared Capacity	at reference design temperature	kW	2.0 (–10°C)	2.3 (–10°C)	3.8 (–10°C)
		at bivalent temperature	kW	2.0 (–7°C)	2.3 (–7°C)	3.8 (–7°C)
		at operation limit temperature	kW	2.0 (–10°C)	2.3 (–10°C)	3.8 (–10°C)
	Back up heating capacity		kW	0.2	0.3	0.5
	Annual electricity consumption (*2)		kWh/a	697	791	1397
	SCOP (*4), (*5)			4.4	4.6	4.3
		Energy efficiency class		A+	A++	A+
	Capacity	Rated	kW	3.2	4.1	6.0
		Min-Max	kW	1.4 - 4.2	1.1 - 4.9	1.7 - 7.2
	Total Input	Rated	kW	0.80	1.10	1.86
Operating Current (Max)			A	7.2	8.9	13.9
Indoor Unit	Input	Rated	kW	0.04	0.04	0.04
	Operating Current(Max)		A	0.40	0.40	0.40
	Dimensions	H*W*D	mm	185-1102-360	185-1102-360	185-1102-360
	Weight		kg	15.5	15.5	15.5
	Air Volume (SLo-Lo-Mid-Hi(*3))	Cooling	m^3/min	6.0-7.2-8.0-8.8	6.0-7.3-8.4-9.4	6.0-8.3-9.8-11.4
		Heating	m^3/min	6.0-7.0-8.2-9.2	6.0-7.7-8.8-9.9	6.0-8.8-10.3-11.8
	Sound Level (SPL) (SLo-Lo-Mid-Hi(*3))	Cooling	dB(A)	27-31-34-38	27-32-36-40	29-36-41-47
		Heating	dB(A)	26-27-34-37	29-32-36-40	26-37-42-48
	Sound Level (PWL)	Cooling	dB(A)	52	53	59
Panel	Dimensions	H*W*D	mm	24-1200-424	24-1200-424	24-1200-424
	Weight		kg	3.5	3.5	3.5
Outdoor Unit	Dimensions	H*W*D	mm	550-800-285	550-800-285	550-800-285
	Weight		kg	30	35	41
	Air Volume	Cooling	m^3/min	36.3	34.3	45.8
		Heating	m^3/min	34.6	32.7	43.7
	Sound Level (SPL)	Cooling	dB(A)	45	48	48
		Heating	dB(A)	46	48	49
	Sound Level (PWL)	Cooling	dB(A)	59	59	64
	Operating Current (Max)		A	6.8	8.5	13.5
	Breaker Size		A	10	10	20
Ext. Piping	Diameter	Liquid/Gas	mm	6.35/9.52	6.35/9.52	6.35/12.7
	Max.Length	Out-In	m	20	20	30
	Max.Height	Out-In	m	12	12	30
Guaranteed Operating Range (Outdoor)		Cooling	℃	–10~+46	–10~+46	–15~+46
		Heating	℃	–10~+24	–10~+24	–10~+24

(*1) Refrigerant leakage contributes to climate change. Refrigerant with lower global warming potential (GWP) would contribute less to global warming than a refrigerant with higher GWP, if leaked to the atmosphere. This appliance contains a refrigerant fluid with a GWP equal to 1975. This means that if 1 kg of this refrigerant fluid would be leaked to the atmosphere, the impact on global warming would be 1975 times higher than 1 kg of CO_2, over a period of 100 years. Never try to interfere with the refrigerant circuit yourself or disassemble the product yourself and always ask a professional.
The GWP of R410A is 2088 in the IPCC 4th Assessment Report.
(*2) Energy consumption based on standard test results. Actual energy consumption will depend on how the appliance is used and where it is located.
(*3) SHi: Super High
(*4) SEER, SCOP and other related description are based on COMMISSION DELEGATED REGULATION (EU) No.626/2011. The temperature conditions for calculating SCOP are based on "Average Season".
(*5) SEER and SCOP are based on 2009/125/EC:Energy-related Products Directive and Regulation(EU) No206/2012.

Specification on Warmer/Colder Condition

Type				Inverter Heat Pump		
Indoor Unit				MSZ-RW25VG	MSZ-RW35VG	MSZ-RW50VG
Outdoor Unit				MUZ-RW25VGHZ	MUZ-RW35VGHZ	MUZ-RW50VGHZ
Refrigerant				R32 [*3]		
Cooling	Design load		kW	2.5	3.5	5.0
	Annual electricity consumption [*2]		kWh/a	78	130	230
	SEER			11.2	9.4	7.6
		Energy efficiency class		A^{+++}	A^{+++}	A^{++}
Heating (Warmer Season)	Design load		kW	1.8	2.2	3.3
	Declared Capacity	at reference design temperature	kW	1.8	2.2	3.3
		at bivalent temperature	kW	1.8	2.2	3.3
		at operation limit temperature	kW	2.6	2.6	4.0
	Back up heating capacity		kW	0.0	0.0	0.0
	Annual electricity consumption [*2]		kWh/a	372	469	715
	SCOP			6.7	6.5	6.4
		Energy efficiency class		A^{+++}	A^{+++}	A^{+++}
Heating (Colder Season)	Design load		kW	4.7	5.9	8.8
	Declared Capacity	at reference design temperature	kW	3.7	4.0	5.6
		at bivalent temperature	kW	3.2	4.0	6.0
		at operation limit temperature	kW	2.6	2.6	4.0
	Back up heating capacity		kW	1.0	1.9	3.2
	Annual electricity consumption [*2]		kWh/a	2407	3083	5157
	SCOP			4.1	4.0	3.5
		Energy efficiency class		A^{+}	A^{+}	A

Type				Inverter Heat Pump						
Indoor Unit				MSZ-LN25VG2		MSZ-LN35VG2		MSZ-LN50VG2		MSZ-LN60VG2
Outdoor Unit				MUZ-LN25VG2	MUZ-LN25VGHZ2	MUZ-LN35VG2	MUZ-LN35VGHZ2	MUZ-LN50VG2	MUZ-LN50VGHZ	MUZ-LN60VG
Refrigerant				R32 [*3]						
Cooling	Design load		kW	2.5	2.5	3.5	3.5	5	5.0	6.1
	Annual electricity consumption [*2]		kWh/a	83	83	129	130	205	230	285
	SEER			10.5	10.5	9.5	9.4	8.5	7.6	7.5
		Energy efficiency class		A^{+++}	A^{+++}	A^{+++}	A^{+++}	A^{+++}	A^{++}	A^{++}
Heating (Warmer Season)	Design load		kW	1.7 (2°C)	1.8 (2°C)	2.0 (2°C)	2.2 (2°C)	2.5 (2°C)	3.3 (2°C)	3.3 (2°C)
	Declared Capacity	at reference design temperature	kW	1.7 (2°C)	1.8 (2°C)	2.0 (2°C)	2.2 (2°C)	2.5 (2°C)	3.3 (2°C)	3.3 (2°C)
		at bivalent temperature	kW	1.7 (2°C)	1.8 (2°C)	2.0 (2°C)	2.2 (2°C)	2.5 (2°C)	3.3 (2°C)	3.3 (2°C)
		at operation limit temperature	kW	2.5 (-15°C)	2.3 (-25°C)	3.2 (-15°C)	3.1 (-25°C)	4.2 (-15°C)	4.7 (-25°C)	6.0 (-15°C)
	Back up heating capacity		kW	0.0 (2°C)	0.0 (2°C)	0.0 (2°C)	0.0 (2°C)	0.0 (2°C)	0.0(2°C)	0.0 (2°C)
	Annual electricity consumption [*2]		kWh/a	369	382	431	467	602	779	779
	SCOP			6.4	6.6	6.5	6.5	5.8	5.9	5.9
		Energy efficiency class		A^{+++}	A^{+++}	A^{+++}	A^{+++}	A^{+++}	A^{+++}	A^{+++}
Heating (Colder Season)	Design load		kW	—	4.7 (-22°C)	—	5.9 (-22°C)	—	8.8 (-22°C)	—
	Declared Capacity	at reference design temperature	kW	—	2.6 (-22°C)	—	3.4 (-22°C)	—	5.1 (-22°C)	—
		at bivalent temperature	kW	—	3.2 (-10°C)	—	4.0 (-10°C)	—	6.0 (-10°C)	—
		at operation limit temperature	kW	—	2.3 (-25°C)	—	3.1 (-25°C)	—	4.7 (-25°C)	—
	Back up heating capacity		kW	—	2.1 (-22°C)	—	2.5 (-22°C)	—	3.7 (-22°C)	—
	Annual electricity consumption [*2]		kWh/a	—	2425	—	3075	—	5340	—
	SCOP			—	4.0	—	4.0	—	3.4	—
		Energy efficiency class		—	A^{+}	—	A^{+}	—	A	—

Type				Inverter Heat Pump		
Indoor Unit				MSZ-FT25VG	MSZ-FT35VG	MSZ-FT50VG
Outdoor Unit				MUZ-FT25VGHZ	MUZ-FT35VGHZ	MUZ-FT50VGHZ
Refrigerant				R32 [*3]		
Cooling	Design load		kW	2.5	3.5	5.0
	Annual electricity consumption [*2]		kWh/a	101	142	243
	SEER			8.6	8.6	7.2
		Energy efficiency class		A^{+++}	A^{+++}	A^{++}
Heating (Warmer Season)	Design load		kW	1.8 (2°C)	2.2 (2°C)	2.7 (2°C)
	Declared Capacity	at reference design temperature	kW	1.8 (2°C)	2.2 (2°C)	2.7 (2°C)
		at bivalent temperature	kW	1.8 (2°C)	2.2 (2°C)	2.7 (2°C)
		at operation limit temperature	kW	3.0 (-25°C)	3.4 (-25°C)	3.6 (-25°C)
	Back up heating capacity		kW	0.0 (2°C)	0.0 (2°C)	0.0 (2°C)
	Annual electricity consumption [*2]		kWh/a	432	527	684
	SCOP			5.8	5.8	5.5
		Energy efficiency class		A^{+++}	A^{+++}	A^{+++}
Heating (Colder Season)	Design load		kW	4.7 (-22°C)	5.9 (-22°C)	7.4 (-22°C)
	Declared Capacity	at reference design temperature	kW	3.1 (-22°C)	3.7 (-22°C)	4.0 (-22°C)
		at bivalent temperature	kW	3.2 (-10°C)	4.0 (-10°C)	5.0 (-10°C)
		at operation limit temperature	kW	3.0 (-25°C)	3.4 (-25°C)	3.6 (-25°C)
	Back up heating capacity		kW	1.6 (-22°C)	2.2 (-22°C)	3.4 (-22°C)
	Annual electricity consumption [*2]		kWh/a	2766	3453	4707
	SCOP			3.5	3.5	3.3
		Energy efficiency class		A	A	B

Type				Inverter Heat Pump											
Indoor Unit				MSZ-AP15VG	MSZ-AP20VG	MSZ-AP25VG		MSZ-AP35VG		MSZ-AP42VG		MSZ-AP50VG		MSZ-AP60VG(K)	MSZ-AP71VG(K)
Outdoor Unit				MUZ-AP15VG	MUZ-AP20VG	MUZ-AP25VG	MUZ-AP25VGH	MUZ-AP35VG	MUZ-AP35VGH	MUZ-AP42VG	MUZ-AP42VGH	MUZ-AP50VG	MUZ-AP50VGH	MUZ-AP60VG	MUZ-AP71VG
Refrigerant				R32 [*3]											
Cooling	Design load		kW	1.5	2.0	2.5	2.5	3.5	3.5	4.2	4.2	5.0	5.0	6.1	7.1
	Annual electricity consumption [*2]		kWh/a	72	81	116	116	171	171	196	196	246	246	288	345
	SEER			7.2	8.6	7.6	7.6	7.2	7.2	7.5	7.5	7.2	7.2	7.4	7.2
		Energy efficiency class		A^{++}	A^{+++}	A^{++}	A^{++}	A^{++}	A^{++}	A^{++}	A^{++}	A^{++}	A^{++}	A^{++}	A^{++}
Heating (Warmer Season)	Design load		kW	0.9 (2°C)	1.3 (2°C)	1.3 (2°C)	1.3 (2°C)	1.6 (2°C)	1.6 (2°C)	2.1 (2°C)	2.1 (2°C)	2.3 (2°C)	2.3 (2°C)	2.5 (2°C)	3.7 (2°C)
	Declared Capacity	at reference design temperature	kW	0.9 (2°C)	1.3 (2°C)	1.3 (2°C)	1.3 (2°C)	1.6 (2°C)	1.6 (2°C)	2.1 (2°C)	2.1 (2°C)	2.3 (2°C)	2.3 (2°C)	2.5 (2°C)	3.7 (2°C)
		at bivalent temperature	kW	0.9 (2°C)	1.3 (2°C)	1.3 (2°C)	1.3 (2°C)	1.6 (2°C)	1.6 (2°C)	2.1 (2°C)	2.1 (2°C)	2.3 (2°C)	2.3 (2°C)	2.5 (2°C)	3.7 (2°C)
		at operation limit temperature	kW	1.6 (-15°C)	2.2 (-15°C)	2.0 (-15°C)	1.6 (-20°C)	2.2 (-15°C)	1.6 (-20°C)	3.4 (-15°C)	2.2 (-20°C)	3.4 (-15°C)	2.3 (-20°C)	3.7 (-15°C)	5.4 (-15°C)
	Back up heating capacity		kW	0.0 (2°C)	0.0 (2°C)	0.0 (2°C)	0.0 (2°C)	0.0 (2°C)	0.0 (2°C)	0.0 (2°C)	0.0 (2°C)	0.0 (2°C)	0.0 (2°C)	0.0 (2°C)	0.0 (2°C)
	Annual electricity consumption [*2]		kWh/a	265	350	337	337	923 / 418	417	507	507	563	563	627	891
	SCOP			4.7	5.2	5.4	5.4	5.4	5.4	5.8	5.8	5.7	5.7	5.5	5.8
		Energy efficiency class		A^{++}	A^{+++}	A^{+++}	A^{+++}	A^{+++}	A^{+++}	A^{+++}	A^{+++}	A^{+++}	A^{+++}	A^{+++}	A^{+++}

Type				Inverter Heat Pump					
Indoor Unit				MSZ-EF25VG		MSZ-EF35VG		MSZ-EF42VG	MSZ-EF50VG
Outdoor Unit				MUZ-EF25VG	MUZ-EF25VGH	MUZ-EF35VG	MUZ-EF35VGH	MUZ-EF42VG	MUZ-EF50VG
Refrigerant				R32 [*3]					
Cooling	Design load		kW	2.5	2.5	3.5	3.5	4.2	5.0
	Annual electricity consumption [*2]		kWh/a	96	96	139	139	186	233
	SEER			9.1	9.1	8.8	8.8	7.9	7.5
		Energy efficiency class		A^{+++}	A^{+++}	A^{+++}	A^{+++}	A^{++}	A^{++}
Heating (Warmer Season)	Design load		kW	1.3 (2°C)	1.3 (2°C)	1.6 (2°C)	1.6 (2°C)	2.1 (2°C)	2.3 (2°C)
	Declared Capacity	at reference design temperature	kW	1.3 (2°C)	1.3 (2°C)	1.6 (2°C)	1.6 (2°C)	2.1 (2°C)	2.3 (2°C)
		at bivalent temperature	kW	1.3 (2°C)	1.3 (2°C)	1.6 (2°C)	1.6 (2°C)	2.1 (2°C)	2.3 (2°C)
		at operation limit temperature	kW	2.0 (-15°C)	2.0 (-15°C)	2.4 (-15°C)	2.4 (-15°C)	3.4 (-15°C)	3.5 (-15°C)
	Back up heating capacity		kW	0.0 (2°C)	0.0 (2°C)	0.0 (2°C)	0.0 (2°C)	0.0 (2°C)	0.0 (2°C)
	Annual electricity consumption [*2]		kWh/a	311	311	398	398	489	595
	SCOP			5.9	5.9	5.6	5.6	6.0	5.4
		Energy efficiency class		A^{+++}	A^{+++}	A^{+++}	A^{+++}	A^{+++}	A^{+++}

Type				Inverter Heat Pump			
Indoor Unit				MSZ-BT20VG	MSZ-BT25VG	MSZ-BT35VG	MSZ-BT50VG
Outdoor Unit				MUZ-BT20VG	MUZ-BT25VG	MUZ-BT35VG	MUZ-BT50VG
Refrigerant				R32 [*3]			
Cooling	Design load		kW	2.0	2.5	3.5	5.0
	Annual electricity consumption [*2]		kWh/a	86	108	180	265
	SEER			8.1	8.1	6.8	6.6
		Energy efficiency class		A^{++}	A^{++}	A^{++}	A^{++}
Heating (Warmer Season)	Design load		kW	0.9 (2°C)	1.1 (2°C)	1.3 (2°C)	2.1 (2°C)
	Declared Capacity	At reference design temperature	kW	0.9 (2°C)	1.1 (2°C)	1.3 (2°C)	2.1 (2°C)
		at bivalent temperature	kW	0.9(2°C)	1.1 (2°C)	1.3 (2°C)	2.1 (2°C)
		at operation limit temperature	kW	1.3 (-15°C)	1.7 (-15°C)	2.1 (-15°C)	3.4 (-15°C)
	Back up heating capacity		kW	0.0 (2°C)	0.0 (2°C)	0.0 (2°C)	0.0 (2°C)
	Annual electricity consumption [*2]		kWh/a	234	268	304	543
	SCOP [*4]			5.3	5.7	5.9	5.4
		Energy efficiency class		A^{+++}	A^{+++}	A^{+++}	A^{+++}

Type				Inverter Heat Pump					
Indoor Unit				MSZ-HR25VF	MSZ-HR35VF	MSZ-HR42VF	MSZ-HR50VF	MSZ-HR60VF	MSZ-HR71VF
Outdoor Unit				MUZ-HR25VF	MUZ-HR35VF	MUZ-HR42VF	MUZ-HR50VF	MUZ-HR60VF	MUZ-HR71VF
Refrigerant				R32 [*3]					
Cooling	Design load		kW	2.5	3.4	4.2	5.0	6.1	7.1
	Annual electricity consumption [*2]		kWh/a	141	191	226	269	296	355
	SEER			6.2	6.2	6.5	6.5	7.2	7.0
		Energy efficiency class		A^{++}	A^{++}	A^{++}	A^{++}	A^{++}	A^{++}
Heating (Warmer Season)	Design load		kW	1.1 (2°C)	1.3 (2°C)	1.6 (2°C)	2.1 (2°C)	2.5 (2°C)	3.0 (2°C)
	Declared Capacity	at reference design temperature	kW	1.1 (2°C)	1.3 (2°C)	1.6 (2°C)	2.1 (2°C)	2.5 (2°C)	3.0 (2°C)
		at bivalent temperature	kW	1.1 (2°C)	1.3 (2°C)	1.6 (2°C)	2.1 (2°C)	2.5 (2°C)	3.0 (2°C)
		at operation limit temperature	kW	1.9 (-10°C)	2.4 (-10°C)	2.9 (-10°C)	3.8 (-10°C)	4.6 (-10°C)	5.4 (-10°C)
	Back up heating capacity		kW	0.0 (2°C)	0.0 (2°C)	0.0 (2°C)	0.0 (2°C)	0.0 (2°C)	0.0 (2°C)
	Annual electricity consumption [*2]		kWh/a	289	344	427	558	640	802
	SCOP			5.3	5.2	5.2	5.2	5.4	5.2
		Energy efficiency class		A^{+++}	A^{+++}	A^{+++}	A^{+++}	A^{+++}	A^{+++}

Type				Inverter Heat Pump		
Indoor Unit				MSZ-DW25VF	MSZ-DW35VF	MSZ-DW50VF
Outdoor Unit				MUZ-DW25VF	MUZ-DW35VF	MUZ-DW50VF
Refrigerant				R32 [*3]		
Cooling	Design load		kW	2.5	3.4	5.0
	Annual electricity consumption [*2]		kWh/a	135	184	261
	SEER			6.2	6.2	6.5
		Energy efficiency class		A^{++}	A^{++}	A^{++}
Heating (Warmer Season)	Design load		kW	1.1 (2°C)	1.3 (2°C)	2.1 (2°C)
	Declared Capacity	at reference design temperature	kW	1.1 (2°C)	1.3 (2°C)	2.1 (2°C)
		at bivalent temperature	kW	1.1 (2°C)	1.3 (2°C)	2.1 (2°C)
		at operation limit temperature	kW	1.9 (-10°C)	2.4 (-10°C)	3.8 (-10°C)
	Back up heating capacity		kW	0.0 (2°C)	0.0 (2°C)	0.0 (2°C)
	Annual electricity consumption [*2]		kWh/a	287	351	508
	SCOP			5.3	5.1	5.3
		Energy efficiency class		A^{+++}	A^{+++}	A^{+++}

Type				Inverter Heat Pump					
Indoor Unit				MSZ-FH25VE2		MSZ-FH35VE2		MSZ-FH50VE2	
Outdoor Unit				MUZ-FH25VE	MUZ-FH25VEHZ	MUZ-FH35VE	MUZ-FH35VEHZ	MUZ-FH50VE	MUZ-FH50VEHZ
Refrigerant				R410A [*1]					
Cooling	Design load		kW	2.5	2.5	3.5	3.5	5.0	5.0
	Annual electricity consumption [*2]		kWh/a	96	96	138	138	244	244
	SEER			9.1	9.1	8.9	8.9	7.2	7.2
		Energy efficiency class		A^{+++}	A^{+++}	A^{+++}	A^{+++}	A^{++}	A^{++}
Heating (Warmer Season)	Design load		kW	1.7 (2°C)	1.8 (2°C)	2.0 (2°C)	2.2 (2°C)	2.5 (2°C)	3.3 (2°C)
	Declared Capacity	at reference design temperature	kW	1.7 (2°C)	1.8 (2°C)	2.0 (2°C)	2.2 (2°C)	2.5 (2°C)	3.3 (2°C)
		at bivalent temperature	kW	1.7 (2°C)	1.8 (2°C)	2.0 (2°C)	2.2 (2°C)	2.5 (2°C)	3.3 (2°C)
		at operation limit temperature	kW	2.5 (-15°C)	1.7 (-25°C)	3.2 (-15°C)	2.6 (-25°C)	5.2 (-15°C)	3.8 (-25°C)
	Back up heating capacity		kW	0.0 (2°C)	0.0 (2°C)	0.0 (2°C)	0.0 (2°C)	0.0 (2°C)	0.0 (2°C)
	Annual electricity consumption [*2]		kWh/a	376	397	429	471	614	787
	SCOP			6.3	6.3	6.5	4.8 / 6.5	5.7	5.9
		Energy efficiency class		A^{+++}	A^{+++}	A^{+++}	A^{+++}	A^{+++}	A^{+++}

(*1) Refrigerant leakage contributes to climate change. Refrigerant with lower global warming potential (GWP) would contribute less to global warming than a refrigerant with higher GWP, if leaked to the atmosphere. This appliance contains a refrigerant fluid with a GWP equal to 1975. This means that if 1 kg of this refrigerant fluid would be leaked to the atmosphere, the impact on global warming would be 1975 times higher than 1 kg of CO_2, over a period of 100 years. Never try to interfere with the refrigerant circuit yourself or disassemble the product yourself and always ask a professional.

(*2) Energy consumption based on standard test results. Actual energy consumption will depend on how the appliance is used and where it is located.

(*3) Refrigerant leakage contributes to climate change. Refrigerant with lower global warming potential (GWP) would contribute less to global warming than a refrigerant with higher GWP, if leaked to the atmosphere. This appliance contains a refrigerant fluid with a GWP equal to 550. This means that if 1 kg of this refrigerant fluid would be leaked to the atmosphere, the impact on global warming would be 550 times higher than 1 kg of CO_2, over a period of 100 years. Never try to interfere with the refrigerant circuit yourself or disassemble the product yourself and always ask a professional.

Specification on Warmer/Colder Condition

Type				Inverter Heat Pump							
Indoor Unit				MSZ-SF25VE3		MSZ-SF35VE3		MSZ-SF42VE3		MSZ-SF50VE3	
Outdoor Unit				MUZ-SF25VE	MUZ-SF25VEH	MUZ-SF35VE	MUZ-SF35VEH	MUZ-SF42VE	MUZ-SF42VEH	MUZ-SF50VE	MUZ-SF50VEH
Refrigerant				R410A (*1)							
Cooling	Design load		kW	2.5	2.5	3.5	3.5	4.2	4.2	5.0	5.0
	Annual electricity consumption (*2)		kWh/a	116	116	171	171	196	196	246	246
	SEER			7.6	7.6	7.2	7.2	7.5	7.5	7.2	7.2
		Energy efficiency class		A^{++}	A^{++}	A^{++}	A^{++}	A^{++}	A^{++}	A^{++}	A^{++}
Heating (Warmer Season)	Design load		kW	1.3 (2°C)	1.3 (2°C)	1.6 (2°C)	1.6 (2°C)	2.1 (2°C)	2.1 (2°C)	2.3 (2°C)	2.3 (2°C)
	Declared Capacity	at reference design temperature	kW	1.3 (2°C)	1.3 (2°C)	1.6 (2°C)	1.6 (2°C)	2.1 (2°C)	2.1 (2°C)	2.3 (2°C)	2.3 (2°C)
		at bivalent temperature	kW	1.3 (2°C)	1.3 (2°C)	1.6 (2°C)	1.6 (2°C)	2.1 (2°C)	2.1 (2°C)	2.3 (2°C)	2.3 (2°C)
		at operation limit temperature	kW	2.0 (−15°C)	1.6 (−20°C)	2.2 (−15°C)	1.6 (−20°C)	3.4 (−15°C)	2.2 (−20°C)	3.4 (−15°C)	2.3 (−20°C)
	Back up heating capacity		kW	0.0 (2°C)	0.0 (2°C)	0.0 (2°C)	0.0 (2°C)	0.0 (2°C)	0.0 (2°C)	0.0 (2°C)	0.0 (2°C)
	Annual electricity consumption (*2)		kWh/a	337	337	923 / 418	417	507	507	563	563
	SCOP			5.4	5.4	5.4	5.4	5.8	5.8	5.7	5.7
		Energy efficiency class		A^{+++}	A^{+++}	A^{+++}	A^{+++}	A^{+++}	A^{+++}	A^{+++}	A^{+++}

Type				Inverter Heat Pump			
Indoor Unit				MSZ-GF60VE2	MSZ-GF71VE2	MSZ-WN25VA	MSZ-WN35VA
Outdoor Unit				MUZ-GF60VE	MUZ-GF71VE	MUZ-WN25VA	MUZ-WN35VA
Refrigerant				R410A (*1)			
Cooling	Design load		kW	6.1	7.1	2.5	3.1
	Annual electricity consumption (*2)		kWh/a	311	364	141	173
	SEER			6.8	6.8	6.2	6.2
		Energy efficiency class		A^{++}	A^{++}	A^{++}	A^{++}
Heating (Warmer Season)	Design load		kW	2.5 (2°C)	3.7 (2°C)	1.1 (2°C)	1.3 (2°C)
	Declared Capacity	At reference design temperature	kW	2.5 (2°C)	3.7 (2°C)	1.1 (2°C)	1.3 (2°C)
		at bivalent temperature	kW	2.5 (2°C)	3.7 (2°C)	1.1 (2°C)	1.3 (2°C)
		at operation limit temperature	kW	3.7 (−15°C)	5.4 (−15°C)	1.6 (−15°C)	2.0 (−15°C)
	Back up heating capacity		kW	0.0 (2°C)	0.0 (2°C)	0.0 (2°C)	0.0 (2°C)
	Annual electricity consumption (*2)		kWh/a	664	963	304	362
	SCOP (*4)			5.3	5.4	5.0	5.0
		Energy efficiency class		A^{+++}	A^{+++}	A^{++}	A^{++}

Type				Inverter Heat Pump						
Indoor Unit				MSZ-HJ25VA	MSZ-HJ35VA	MSZ-HJ50VA	MSZ-HJ60VA	MSZ-HJ71VA	MSZ-DM25VA	MSZ-DM35VA
Outdoor Unit				MUZ-HJ25VA	MUZ-HJ35VA	MUZ-HJ50VA	MUZ-HJ60VA	MUZ-HJ71VA	MUZ-DM25VA	MUZ-DM35VA
Refrigerant				R410A (*1)						
Cooling	Design load		kW	2.5	3.1	5.0	6.1	7.1	2.5	3.1
	Annual electricity consumption (*2)		kWh/a	171	212	292	354	441	149	190
	SEER			5.1	5.1	6.0	6.0	5.6	5.8	5.7
		Energy efficiency class		A	A	A^{+}	A^{+}	A^{+}	A^{+}	A^{+}
Heating (Warmer Season)	Design load		kW	1.1 (2°C)	1.3 (2°C)	2.1 (2°C)	2.5 (2°C)	2.9 (2°C)	1.1 (2°C)	1.3 (2°C)
	Declared Capacity	at reference design temperature	kW	1.1 (2°C)	1.3 (2°C)	2.1 (2°C)	2.5 (2°C)	2.9 (2°C)	1.1 (2°C)	1.3 (2°C)
		at bivalent temperature	kW	1.1 (2°C)	1.3 (2°C)	2.1 (2°C)	2.5 (2°C)	2.9 (2°C)	1.1 (2°C)	1.3 (2°C)
		at operation limit temperature	kW	1.9 (−10°C)	2.4 (−10°C)	3.8 (−10°C)	4.6 (−10°C)	5.4 (−10°C)	1.9 (−10°C)	2.4 (−10°C)
	Back up heating capacity		kW	0.0 (2°C)	0.0 (2°C)	0.0 (2°C)	0.0 (2°C)	0.0 (2°C)	0.0 (2°C)	0.0 (2°C)
	Annual electricity consumption (*2)		kWh/a	356	426	539	674	813	325	386
	SCOP			4.3	4.3	5.5	5.1	4.9	4.7	4.7
		Energy efficiency class		A^{+}	A^{+}	A^{+++}	A^{+++}	A^{++}	A^{++}	A^{++}

(*1) Refrigerant leakage contributes to climate change. Refrigerant with lower global warming potential (GWP) would contribute less to global warming than a refrigerant with higher GWP, if leaked to the atmosphere. This appliance contains a refrigerant fluid with a GWP equal to 1975. This means that if 1 kg of this refrigerant fluid would be leaked to the atmosphere, the impact on global warming would be 1975 times higher than 1 kg of CO_2, over a period of 100 years. Never try to interfere with the refrigerant circuit yourself or disassemble the product yourself and always ask a professional.

(*2) Energy consumption based on standard test results. Actual energy consumption will depend on how the appliance is used and where it is located.

(*3) Refrigerant leakage contributes to climate change. Refrigerant with lower global warming potential (GWP) would contribute less to global warming than a refrigerant with higher GWP, if leaked to the atmosphere. This appliance contains a refrigerant fluid with a GWP equal to 550. This means that if 1 kg of this refrigerant fluid would be leaked to the atmosphere, the impact on global warming would be 550 times higher than 1 kg of CO_2, over a period of 100 years. Never try to interfere with the refrigerant circuit yourself or disassemble the product yourself and always ask a professional.